

Оксана Карпюк

З АУДІОСУПРОВОДОМ



АНГЛІЙСЬКА МОВА
















ENGLISH

with
Smiling
Sam

3



SNAKES AND LADDERS

<p>1</p>  <p>Who is Elliot? Where does he live?</p>	<p>2</p>  <p>What's the weather like?</p>	<p>3</p> <p>Name five things you can make.</p>	<p>4</p>  <p>Are there any clouds in the sky?</p>	<p>5</p> <p>What's the weather like?</p> 	<p>6</p> <p>When is your birthday?</p> 
<p>12</p> <p>Name the twelve months.</p>	<p>11</p>  <p>What are the boys doing?</p>	<p>10</p>  <p>What's the time?</p>	<p>9</p> <p>Name the four seasons.</p>	<p>8</p>  <p>What is your favourite month?</p>	<p>7</p> <p>Name three things you did yesterday.</p>
<p>13</p>  <p>What's the time?</p>	<p>14</p> <p>Name the days of the week.</p>	<p>15</p> <p>What's the weather like in autumn?</p> 	<p>16</p> <p>Name five things you can play.</p>	<p>17</p>  <p>Where is your bed?</p>	<p>18</p> <p>What do you usually do in the morning?</p>
<p>24</p>  <p>What's the time?</p>	<p>23</p> <p>What did you do last weekend?</p>	<p>22</p>  <p>What season is it?</p>	<p>21</p>  <p>What's the time?</p>	<p>20</p> <p>What's the weather like?</p> 	<p>19</p> <p>What is your mother's job?</p> 

Оксана Карпюк

АНГЛІЙСЬКА МОВА

Підручник для 3 класу закладів загальної середньої освіти
(з аудіосупроводом)

Oksana Karpyuk

ENGLISH

A textbook for the third form of secondary schools
(with audio support)

Рекомендовано Міністерством освіти і науки України

Тернопіль
Астон
2020

Рекомендовано Міністерством освіти і науки України
(наказ Міністерства освіти і науки України від 21.02.2020 № 271)

Видано за рахунок державних коштів.
Продаж заборонено.

Аудіосупровід до цього підручника розміщений:
<https://lib.imzo.gov.ua>



Увага! Завдання підручника, позначені цими символами, передбачають письмове виконання учнем в окремому робочому зошиті.

К 26 **Карпюк О. Д.**

Англійська мова : підручник для 3 класу закладів загальної середньої освіти (з аудіосупроводом). — Тернопіль : „Видавництво Астон”, 2020. — 128 с. : іл.
ISBN 978-966-308-766-4

Підручник розроблено згідно із Державним стандартом початкової загальної середньої освіти Нової української школи на основі оригінальної *авторської концепції позитивної мотивації та креативного іншомовного навчання молодших школярів*. Книга містить матеріал, передбачений для 3 класу типовими програмами Нової української школи в іншомовній галузі з англійської мови.

Діяльнісний підхід та комунікативно-ігрова методика забезпечуються характером завдань підручника з аудіосупроводом та іншими компонентами до нього.

ВІТАЮ!

Ось ми знову зустрічаємось
на сторінках твого нового
підручника з англійської мови
вже у третьому класі!
Сподіваюсь, літо було теплим і
гарним, а в тебе з'явилося ще більше друзів.
Що ж, я підготував тобі зустрічі з новими героями,
які допоможуть в ігрових завданнях і цікавих
історіях продовжити вивчати англійську.
Вдалого навчального року!



CONTENTS

STARTER pages 6-11			
Vocabulary	kiss, touch, speak, wink		
Structures	Stand up straight! Touch your ...! Some lemonade? – Yes, please.	Look, the cat is climbing the tree! I can play football.	These are my dolls. They are nice.
UNIT 1 ME, MY FAMILY AND FRIENDS pages 12-31			
Vocabulary	basketball, classmate, e-mail, England, grass, magic, reporter, skateboard, Spain, swing; favourite, hard-working, helpful, lazy, sleepy, strict; join, learn, move, speak; always, late		Reading: A New Classmate Listening: Identifying details about classmates Speaking: Asking and answering about sports and hobbies Writing: Describing family and friends
Structures	These are my friends. He/She is a new classmate. His/Her ... is ... I am (not) / He/She is (not) from ... He/She lives in ... His/Her family is ... They are in ... He/She is good at ...	Are you good at dancing? He/She is on/in/under the ... Rosie's favourite toy is a ... They often play basketball. Where is N.? – It is under the bed.	
UNIT 2 SWEET HOME pages 32-49			
Vocabulary	Family relationships: aunt, cousins, daughter, parents, grandparents, husband, wife, sweetheart, son, uncle, village House and furniture: armchair, bathroom, bedroom, carpet, floor, hall, house, kitchen, living room, screen, sofa, TV, left, new, right Prepositions of place: above, in front of, next to Jobs and professions: job, work, doctor, singer, secretary, farm, dancer, waiter, businessman, farmer, seller		Reading: Goldilocks and the Three Bears Listening: Identifying family relationships Speaking: Asking and answering about family members' jobs Writing: Describing a house / a flat
Structures	Meet your cousins. Where is Bill? – He's in a village. Where is the kitchen? – It's on the left. Is it under the bed? – Yes, it is./ No, it isn't.	It is next to the window. What can you do there? – I can read a book there. What's his job? – He is a driver. What do they say? – They say goodbye to granny.	
UNIT 3 SCHOOL TIME pages 50-73			
Vocabulary	School subjects: Maths, Art, Reading, Sport, Music Days of the week: Sunday, Monday, Tuesday, Wednesday, Thursday, Friday, Saturday Activities: count, do sums, paint, read texts, learn poems, play sports, speak, do karate, play the guitar/tennis Actions: wake up, wash, dress, have breakfast, clean teeth, go to school have lunch, do homework, go to bed, help, give, come		Reading: A Letter to My Penfriend Listening: Identifying details about a pupil's day Speaking: Describing daily routine Writing: Proper nouns; Writing information about me
Structures	Look at your new timetable! They have got Maths on Monday and Wednesday. When is Sport? – It's on Tuesday. Maths is my favourite lesson. Her favourite days are Saturday and Sunday. Nick doesn't like Art. Where is it from? – It's from Ukraine.	We sing songs and play games at the English lessons. What time is it? – It's quarter past six. When do you wake up? – I wake up at 7 o'clock. Nick wakes up at 7 o'clock. Sorry. I must help my mum. May I come in? – Yes, you may. Can I help you? – No, thanks. Could you give me your pen, please? – Sorry, I need it.	

Scope and Sequence

UNIT 4 DAY BY DAY pages 74-91		
Vocabulary	Proper names: Mermaid, Winnie-the-Pooh, Zootropolis, Cinderella Christmas Day: Ukrainian, usually, carol Food and Eating: eat, drink, make, cook, lunch, dinner, supper, enjoy, pass, meal, vegetables, fruit, carrot, cabbage, cucumber, onion, tomato, orange, lemon, apple, banana, porridge, sausage, tea, sugar, soup, bread, butter	Reading: Information about a person. Listening: Identifying Christmas traditions Speaking: Mealtime. Table talks. Writing: Opening and closing remarks in an email, postcard or letter
Structures	Let's watch cartoons. This is my favourite one. At Christmas we usually sing carols. May I talk to Bill? – I'm sorry, he is busy. Enjoy your meal! Some bread? – Yes, please. / No, thanks. Some juice, please. – Here you are. I always do my homework at 3. She never cooks. I sometimes play football.	
UNIT 5 IT WAS YESTERDAY pages 92-115		
Vocabulary	Places: hotel, mountains, Scotland, garage, stadium, office Describing characteristics: comfortable, pleasant Past tense identifiers: yesterday, last weekend Actions and activities: see, learn, blow, bring, buy	Reading: My Last Weekend Listening: Identifying the events in the past Speaking: Asking and answering about yesterday events Writing: Spelling rules for the Past Simple; writing a postcard about last holidays
Structures	I was in Scotland. The rooms were nice. He/She/They wasn't/ weren't at school. Were you at home yesterday? – Yes, I was. / No, I wasn't. Where were you yesterday? – I visited my granny. Did she visit her granny yesterday? – Yes, she did. / No, she didn't. Vicky usually helps her mum. She helped her mum yesterday. Did you see Vicky last weekend? – Yes, I did. / No, I didn't. What did he buy? – He bought some bread and butter.	
UNIT 6 HELLO, SPRING! pages 116-127		
Vocabulary	Months of the year: January, February, March, April, May, June, July, August, September, October, November, December Seasons and weather: shine, stay, year, month, often Activities: costume party, act in a play, celebrate, visit Easter: Christ, church, people, Easter Bunny, hot-cross bun Summer holidays: seaside, river, travel, holidays	Reading: Easter. Listening: Identifying weather and clothes Speaking: Describing my favourite season Writing: A letter to my friend.
Structures	The weather is bad. What is the weather like in Ukraine? Today is cool and rainy. It is usually sunny in summer. But sometimes it is rainy. It often rains in autumn. What are the autumn months? When is Jim's birthday? – It's in May. We had Easter last month. How do you celebrate this holiday? – People go to church on Easter Sunday. There is a star in the sky. There are 12 months in a year. There isn't any cloud. There aren't flowers in the park.	

1

**Listen and repeat the chant. /**

Послухай та повтори римівку.



Stand up straight,
Then sit down.
Say 'Hello'
And turn around.

Touch your nose,
Wink your eye.
Blow a kiss
And say 'Goodbye'.



2

**Say the chant and mime. /**

Розкажуй римівку та показуй рухами.

3

**Think of some more commands. /** Придумай інші команди.

Touch your ... !
Point to ... !
... .. !

4

**Play the game "Sam Says". /** Пограйте у гру "Сем каже".

1



Listen and read. / Послухай та прочитай.

a_e

skate
make
face
cake

o, o_e

no
go
nose
home

i_e

like
five
write
ride

th

thanks
bath

sh

shelf
she
wash

ee

three
teeth
sleep

ea

eat
speak
read

ph

photo
phone
elephant

tch

watch
catch

ng

long
sing
swing

ir, er, ur

skirt
her
surname

2



Have a talk in pairs. / Поговоріть удвох.

Can you ... ?

Yes, I can. / No, I can't.

jump

fly

swim

run

ski

play football


fish

ride a bike

get up at 7 o'clock

play computer games

1



Listen, point and repeat. /
Послухай, покажи та повтори.

I like birds.

Look, the cat is
climbing the tree!

Some lemonade?

Yes, please.

2



Read. / Прочитай.

3

Have a talk. /
Поговоріть удвох.

I can play football.

Look at the photo! This is my
brother. He is swimming.

These are my dolls.

They are nice.

4

Copy the sentences. /
Перепиши речення.

1



Read and find. Match and say. /

Прочитай та знайди. Добери та скажи.

eat – A 3

A 3

eat

have breakfast

read

talk

make faces

skate

watch TV

catch a bus

drink

go to school

speak

make a bed

wash face

sleep

swing

talk on the phone

put on clothes

get up

write

brush teeth

1

2

3

4

5

A



B



C



D



2



Listen and read. / Послухай та прочитай.

u_e, utube
pupil**-y**happy
family
granny**ch**chips
lunch
cheese**th**this
these
those**-er/-or**under
doctor
dinner**oo**school
classroom
foot**-ey/-ay**grey
they
day**-oy**boy
toy
joy**wh**when
what
where**ir, er, ur**girl
her
surname**-ear/-air**bear
hair
wear**oa**coat
boat

3



Listen and repeat the chant. / Послухай та повтори римівку.

Read, read, read,
Read a book.
Write, write, write,
Write a letter.Speak, speak, speak,
Speak English.
Sing, sing, sing,
Sing a song.Count, count, count,
Count to 9.
1 and 2 and 3,
4 and 5 and 6,
7 and 8 and 9.
Oh, it's so fine!

ME, MY FAMILY AND FRIENDS

1



Listen and repeat the chant. /

Послухай та повтори римівку.

LET'S LEARN ENGLISH!

What's your name?

How old are you?


What's your **e-mail**?

And telephone, too?

Let's learn English – 1,2,3!

Let's learn English, you and me!

2



Listen and point to the right name. /

Слухай та вказуй на відповідне ім'я.

a B-I-L-L

c T-A-R-A-S

e K-A-T-E

g V-I-C-K-Y

b L-I-Z

d M-A-X

f N-I-C-K

h O-K-S-A-N-A

3



Spell the names. / Озвуч імена по літерах.

D-A-N

A-N-N

B-O-H-D-A-N

M-A-R-Y

P-O-L-L-Y

T-O-N-Y

Look!



She → **Her**

He → **His**

This is a girl.

This is a boy.

Her name is Mary.

His name is Bill.

4

**Listen and complete. /**

Послухай та доповни.

- Hello, what's your name?
- Olena
- How old are you?
- I'm ...
- What's your telephone number?
- It's 0038-067-...- 653
- What's your e-mail?
- It's ...@i.ua
- Thank you, Olena.

ten,
Voitenko,
903,
olenavoi



5

**Read. / Прочитай.**

This is a boy. His name is Bill.
His surname is Smith. He is from England.
He is eight. He is a pupil in Year 3.
His e-mail is billsmith@post.com
His telephone number is 0044-730-287-5878



6

**Look and say. / Подивись та скажи.**

This is a ...
Her name is ...
.....



girl, Mary, Black, Spain, nine,
year 3, 0085-412-207-3443



Join *English with Smiling Sam!*
Meet your new friends.

1



Look and listen. /
Дивись та слухай.



See the audio script
on fly-leaf¹ #2.

2



Listen again and name the pupils. /
Послухай знову та назви учнів.

¹a fly-leaf ['flaɪli:f] — форзац

3



Read and guess. / Прочитай та відгадай.



His school bag is blue.
His pencil box is orange.
His name is ...



His pullover is black.
His umbrella is green.
He is our new **classmate**.
His name is ...

Her bike is pink.
Her hair is red.
Her name is ...



Her hair is **curly**.
Her bag is very big.
Her name is ...



4



Play your guessing game. /

Пограйте у свою гру на відгадування.

1



Listen and point. Then read. /
Слухай та показуй. Тоді прочитай.

This is our new classmate.
His name is Elliot.



He lives
in Elm Street.

His house is old, but nice.



His family
is not very big: mummy,
daddy and a baby sister.




His **hobby** is very **special**.
He likes **magic**.

His pet owl is
always sleepy.
Her name is Tess.



Elliot likes books, too.
His **favourite** book is ...
Can you guess?

2



Complete. / Доповни.

Elliot is a new classmate

He lives in ...

His family is ...

His hobby is ...

His pet is ...

Her name is ...

Elliot likes ...

His favourite book is ...

3



Listen and sing. / Послухай та заспівай.

I like magic!

Hoot, hoot, hoot!




See the audio script
on fly-leaf #2.



Meet new family!

1



Listen and sing. / Послухай та заспівай.



It is me in the class.



This is my mum in the grass.



This is my sister with her toys.



This is my brother and the boys.



These are
my friends,
Dorian and
Kate.



And wait... This is my
dad who is always late.

2



Listen and point to the person. /
Послухай та вкажи відповідну особу.



See the audio
script on
fly-leaf #2.

3



Read. / Прочитай.

Hi! I'm Ann. I'm 9. I'm from Oxford. Oxford is in England.
This is my mum Fiona. She is a teacher.
She is nice. She isn't **strict**.
This is my dad Paul. He is a **reporter**.
He isn't at home a lot. He is always **late**.
This is my little sister Rosie. She is 5. She is very clever.
This is my big brother Bob. He is 11.
He is on his bike all day long. He is nice but a bit **lazy**.
This is Toto, our dog. He is funny.



1



Complete. / Доповни речення.

- 1 Ann is from Oxford . She is
- 2 Rosie is Ann's little
- 3 Bob is Ann's big
- 4 Toto is a
- 5 Ann's mum is a
- 6 Ann's ... is a reporter.



2



Guess and say the names. /

Здогадайся та назви імена.

- ... is nice.
- ... is good but a bit lazy.
- ... is funny.
- ... is **hard-working**.
- ... isn't strict.
- ... is clever.



Look!



I'm from Ukraine.

Ann is from England. Or, **She is** from England.

She isn't from Ukraine.

Bob is lazy. Or, **He is** lazy. **He isn't** hard-working.



Meet Ann's and Bob's friends!

1



Listen and read. /

Послухай та прочитай.

My best friends are Dorian and Kate. They are good and **helpful**. They are in my class.

Kate is good at swimming.


I like swimming too.

Dorian is good at computer games.



be good at

My best friends are Steve and Martin. They aren't in my class. They often play basketball. They are very good at basketball. They are often on their skateboards.



Look!



Dorian and Kate are helpful.

Or

They are helpful.

They aren't lazy.



2



Agree ☒ or disagree ☒. / Погодься або запереч.

- 1 Dorian and Kate are Bob's best friends. ☐
- 2 They are good and helpful. ☐
- 3 Dorian is good at football. ☐
- 4 Martin, Steve and Bob are in the same class. ☐
- 5 They are good at swimming. ☐
- 6 They are often on their skateboards. ☐

3



Match the words to the pictures. /

Добери слова до зображень.



①



②



③



④



⑤



⑥



⑦

- 4 football ☐
- ☐ basketball
- ☐ swimming
- ☐ computer games
- ☐ tennis
- ☐ table tennis
- ☐ dancing

1



а) Copy the table. / Відтвори таблицю.

Are you good at...	Me	My Friend 1	My Friend 2	My Friend 3
football?				
basketball?				
tennis?				
table tennis?				
swimming?				
computer games?				
dancing?				

b) Have a talk in four. / Поговоріть учотирьох.

Are you good at football/tennis/... ?

Yes, I am. / No, I am not.

c) Fill in the table. / Заповни таблицю.

2



Say. / Скажи.

Oleh and Oksana are good at tennis.
Ira and Mykola are good at dancing.

3

Do your project. /
Виконай проект.

FAMILY AND FRIENDS

Write about you
and your family.(Напиши про себе
і свою сім'ю.)

Draw or stick a photo.

(Намалюй або
приклей фото.)

Make a poster.

(Виготуй плакат.)

This is me.

My name is _____. I'm _____ (years old).

This is my mum.

She is _____

dad.

He is _____

sister.

brother.

good
nice
a bit lazy
funny
helpful
clever

This is my friend _____

He / She is good at _____

Meet my dog Toto!



1



Read and match. / Прочитай та добери малюнки.

3

Toto is **in** the car.



He is under the tree.



He is **on** the swing.



He is on the chair.



He is **under** the bed.



He is in the cupboard.



1



2



3



4



5



6

2



Ask and answer in pairs. /

Запитуйте та відповідайте в парах.

Where is Toto in picture 1?

Toto is under the bed.

STORY

1



Listen and point. Then read. /

Слухай і показуй. Тоді прочитай.



1

It's 8 o'clock in the morning. Bob is in his room. He is getting up.



2

'Where is my sock?' says Bob.



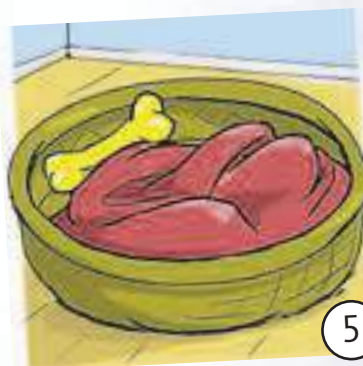
3

Under the bed? – No.



4

On the bed? – No.




5

In Toto's basket? – No.



6

Oh, no! It's in Toto's mouth. 'Toto, give me the sock back!'



7

Toto wants to play. He is jumping.

TIME



8 He is under the bed.



He is on the bed.

9




10 He is in his basket.



11

The sock is on the floor. Well, it isn't a sock any more.

2



Read and match. / Прочитай та добери відповіді.

- 1 Is it 8 o'clock in the morning?
- 2 Where is Bob?
- 3 Where is his sock?
- 4 Is Toto in his basket at the end of the story?
- 5 Is the sock in the basket?
- 6 Can Bob put his sock on?

- ☐ In his room.
- ☐ Yes, he is.
- ☐ No, it isn't.
- ☐ No, he can't.
- ☐ In Toto's mouth.
- ☒ 1 Yes, it is.



What's your favourite toy?

1



Listen and point. Then read. /

Слухай і показуй. Тоді прочитай.

Rosie: My favourite toy is a little doll.

Steve: I haven't got a lot of toys but I've got a lot of friends. We play football or **basketball**. My favourite **sport** is basketball.

Dorian: Well, my favourite toy is my computer. I've got a lot of computer games and we play them after school. My mum isn't happy about it. She says, '**Go out** and play!'

Ann: I haven't got a lot of toys but I've got a lot of books and **comics**. My favourite comic is *Asterix and Obelix*.

Martin: My favourite toy is this plane. I want to be a **pilot**.



Steve's favourite sport



Rosie's doll



Martin's plane



Dorian's computer



Ann's comics

2



Agree ☒ or disagree ☒ . / Погодись або запереч.

- 1 Rosie's favourite toy is a doll.
- 2 Steve's favourite sport is football.
- 3 Dorian's favourite toy is a computer.
- 4 Ann's favourite comic is *Tom and Jerry*.
- 5 Martin's favourite toy is a helicopter.

☐
☐
☐
☐
☐

3



Copy and fill in the table. / Відтвори та заповни таблицю.

- 1 What's your favourite toy?
- 2 What's your favourite colour?
- 3 What's your favourite sport?

Name	Toy	Colour	Sport
Me			

4



Say. / Скажи.

My favourite toy is a doll.

Mary's favourite toy is a bike.

Leo's favourite toy is *Lego*.

Look!

My book.
 Steve's book.
 Ann's book.



5



Copy. Then write your sentences. /
 Перепиши. Тоді напиши свої речення.

Mariika's favourite colour is red.

Serhiyko's favourite colours are yellow and blue.

My favourite colour/toy/sport is

1



Listen to your teacher and point to the toys. /

Слухай учительку(-ля) та показуй на іграшки.

ROSIE'S TOYS



BOB'S TOYS



2



Listen and say the rhyme. / Послухай та розкажи віршик.

Her ball is old,
His car is new.
Her kite is red,
His bike is blue.
Her dolly can talk.
His robot can walk.

Her train goes CHOO-CHOO,
His ghost goes BOO-BOO,
Her wolf goes KNOCK-KNOCK,
His clock goes TICK-TOCK.

3



Listen, sing and mime. /

Послухай, заспівай та покажи рухами.

Look!



Rosie's ball or
her ball

Bob's car or
his car

REVISION

1



Listen and guess. / Послухай та відгадай.

2



Listen again and read. /
Послухай знову та прочитай.

*Her favourite toy is
a dolly. Her sister's
name is Ann. Her
brother's name is
Bob. Her name is*



a

Kate

b

Rosie

*His favourite sport
is basketball.
He has got a bike.
His bike is blue.
His name is*



a

Bob

b

Dorian

*Her favourite toys
are books and comics.
Her favourite comic
is 'Asterix and Obelix.' Her
best friends are Dorian and
Kate. Her name is*



a

Ann

b

Kate

3



Do your project. / Виконай проект.

a) Take a sheet of paper. / Візьми аркуш паперу.

b) Write about your classmate. /

Напиши про свого однокласника/однокласницю.

WHO IS IT?



It's a girl.

Her favourite sport is ...

Her favourite toy is ...

Her favourite colour is ...

Her brother's / sister's name is ...

Her best friend is ...



It's a boy.

His favourite sport is ...

His favourite toy is ...

His favourite colour is ...

His brother's / sister's name is ...

His best friend is ...

4



Play your guessing game. /

Погrajте у свою гру на відгадування.

a) Put all the sheets of paper in a box. /

Складіть усі аркуші в коробку.

b) Take one out. / Вийми один.

c) Read it. Guess and say the name. /

Прочитай. Відгадай та назви ім'я.

Into Your Portfolio

1



Draw a little mouse. /

Намалюй маленьку мишку.



2



Draw or cut out a picture of a room. /

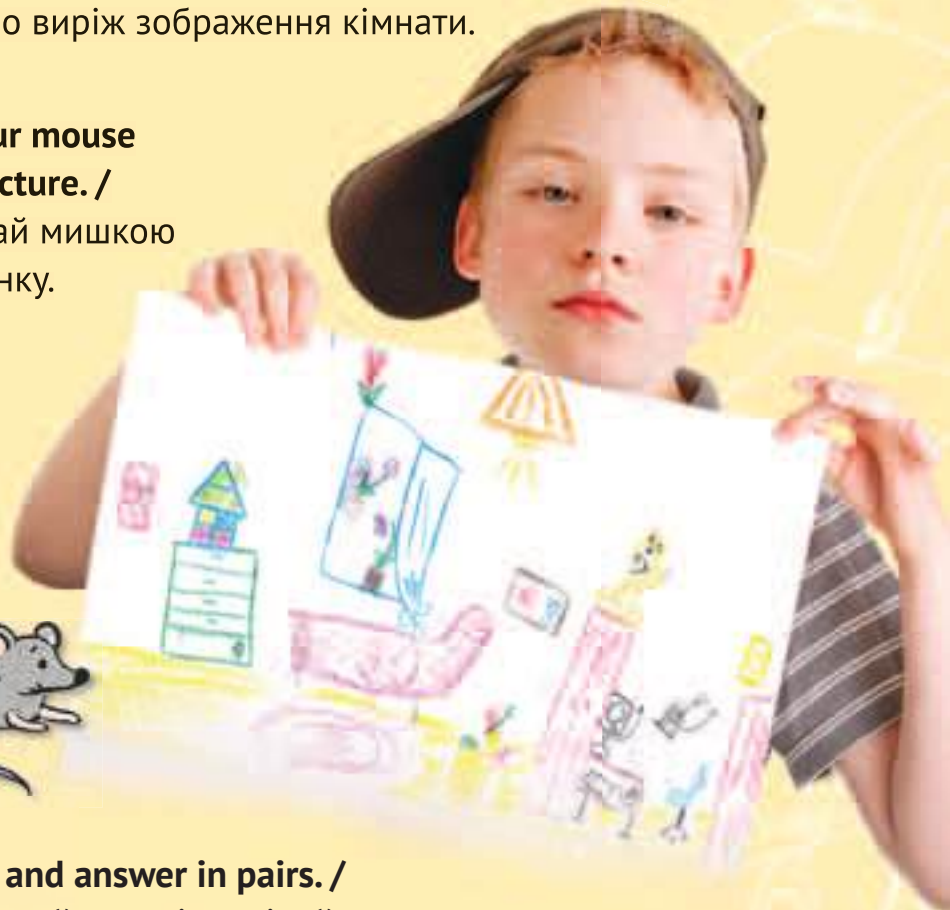
Намалюй або виріж зображення кімнати.

3



**Move your mouse
on the picture. /**

Пересувай мишкою
по малюнку.



4



Ask and answer in pairs. /

Запитуйте та відповідайте в парах.

Is the mouse ... ?
Is it ... ?

No, it isn't. / Yes, it is.

... on the chair?
... under the chair?
... on the table?
... under the table?
... on the shelf?
... in the box?
... on the bed?
... under the bed?

SWEET HOME



Meet new family and friends.

1



Look. Then listen and say. /

Розглянь малюнки. Послухай та скажи.

Granny: Oh, hello,
sweethearts!

Grandpa: How are you?

Kate: We are fine, grandpa.
Thank you.

1



2

Grandpa: Come into
the house.

Granny: Tom, meet
your **cousins**.

Tim: I am Tim.

Eddie: I am Eddie.

Tom: Hello, Tim. Hello,
Eddie. I am Tom.

3



2



Read and act out. /

Прочитай та зіграй роль.

3



Listen and read. / Послухай та прочитай.

- run, ugly, under, uncle, husband, cousin, mother, son
- are, park, garden, France, father, aunt, heart
- short, sport, four, daughter
- rabbit, family, dad, grandad, grandparents

who Who is this? Who is that boy?


Who lives in this house?

1



Listen and point. / Слухай та показуй.

FAMILY TREE



See the audio script
on fly-leaf #2.

2



Read and answer. / Прочитай та дай відповідь.

Who is Tim/aunt Polly/
Kate's mother/... ?

Tim is grandma's grandson. He
is aunt Polly's son. Tim is Eddie's
brother. Tim is Kate's cousin.

Aunt Polly is uncle Mike's **wife**....

3



Point, ask and answer in pairs. /

Покажуйте, запитуйте та відповідайте в парах.

Who is this?

This is Kate's grandpa.

1



Look. Then listen and say. /

Розглянь малюнки. Послухай та скажи.



①

Tim: Hello, Kate. **Where is Bill?**Kate: **He's at Greenwoods Summer Camp.**

Tim: Where is it?

Kate: It is in Germany.



②

Tobby: Bow-wow!

Kate: Oh, Tim, who is it?

Tim: It is Tobby, our dog. Stop it, Tobby!

This is Kate. She is our cousin.



③

Kate: Hello, Tobby.

2



Read and act out. /

Прочитай та зіграй роль.

3



Listen and read. / Послухай та прочитай.

village in a village, to live in a village.

Grandpa and grandma live in a village.

● **chair, hair, there, where**

Where is Bill? He is **at the camp**.

Where is mum? She is **at home**.

Where is Kate? She is **in the village**.

4



Look and answer. / Розглянь малюнки та дай відповідь.



1

London, England



2

the camp, Germany



3

the village, England

Where are they?

They are in/at

1



Listen, point and repeat. / Слухай, показуй та повторюй.



kitchen



bathroom



living room



bedroom

2



Listen and read. / Послухай та прочитай.

- **three**, **thank** you, **bath**room
- **chair**, **teacher**, **kitchen**
- **you**, **music**, **computer**, **new**

new new music, a new computer, a new toy, a new game, a new house.
This computer is new. I like listening to new music.

house a new house, a big house, a village house. I live in this house.

screen a big screen, on a computer screen. My TV has got a small screen.

1



Look. Then listen and say. /

Розглянь малюнки. Послухай та скажи.



①

Grandma: This is the bedroom for boys. That is your room, Kate.

Kate: Thank you, Granny.

Oh... **where is the kitchen?**

②

Grandma:

**It is on the left.
The bathroom
is on the right.**



③

Kate: Oh, you've got a new TV in the living room!

Grandma: Yes, it is new. The boys like watching cartoons on a big screen.



2



Read and act out. /

Прочитай та зіграй роль.

1

**Look. Then listen and say. /**

Розглянь малюнки. Послухай та скажи.



1

Eddie: Toby, Toby! Where are you?*Kate:* What's the matter?*Eddie:* I can't find Toby.*Kate:* Is it in the house?*Eddie:* Yes, it is. **Look under the sofa in the living room**, please.*Kate:* No, it isn't here. **Is it under the bed in the bedroom?**

2

Eddie: No, it isn't here.

3

Kate: Look! It is under the table in the kitchen!*Eddie:* Oh, Toby...!

2

**Read and act out. /**

Прочитай та зіграй роль.

3

**Play a guessing game. /**

Пограй у гру на відгадування.

in

on

under

Where is the *ball*?Is it *on* the *chair*?

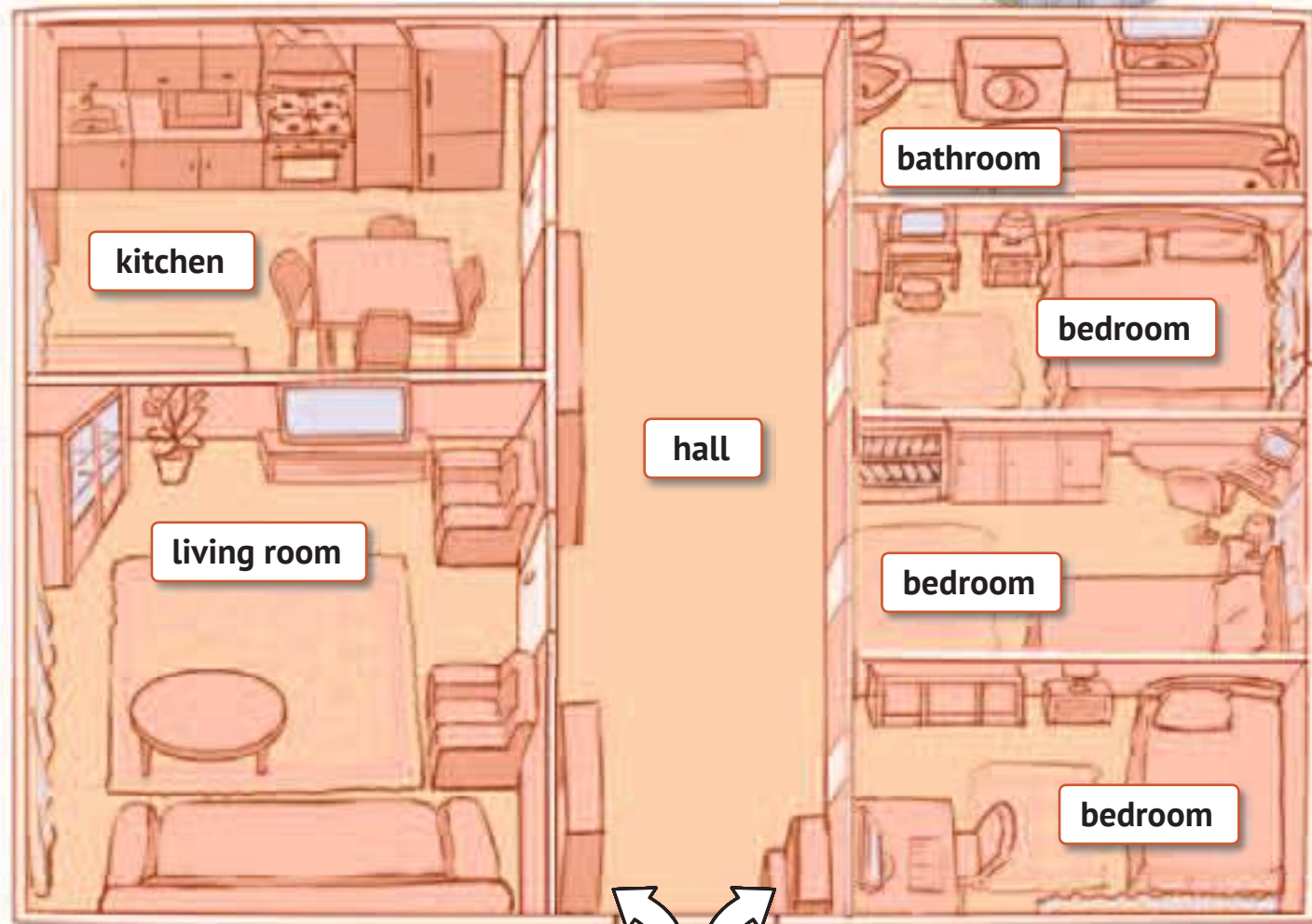
Yes, it is. / No, it is not.

1



Listen and point. / Слухай та показуй.

THE HOUSE IN THE VILLAGE



on the left

on the right

See the audio script
on fly-leaf #2.

2



Ask and answer in pairs. /

Запитуйте та відповідайте в парах.

bedroom, bathroom, living room, kitchen

Look at the plan. Where is/are the ...?

It's/They are on the left/right.

1



Listen, point and repeat. / Слухай, показуй та повторюй.



sofa



armchair



carpet



floor

arm + chair = **armchair**

+



=

bath + room = **bathroom**

+



=



2



Listen and read. / Послухай та прочитай.



- 1 Where is the sofa? It is **next to** the window on the left.
- 2 Where is the armchair? It is **in front of** the TV.
- 3 Where is the bed? It is **near** the window.
- 4 Where is the bookshelf? It is on the wall **above** the sofa.
- 5 Where is the carpet? It is on the floor.
- 6 Where is Toby? It is under the table.

1



Read and draw. / Прочитай та намалюй.

This is a living room. It is light and clean. The sofa is near the wall on the left. The TV is near the wall on the right. You can sit on the sofa and watch TV there. The armchair is next to the sofa. The lamp is near the armchair. You can sit and read a book there. The table is in front of the window. Six chairs are near the table. Children like sitting and playing board games there.

2



Ask and answer in pairs. /

Запитуйте та відповідайте в парах.



above
in front of
next to
under
on
near

Where is the ... ?

It is ... the ...

What can Kate do there?

She can ... there.

3



Have a talk. /

Поговоріть удвох.

Where is ... in your room?

It is ... the

What can you do there?

I can

1



Listen, point and repeat. / Слухай, показуй та повторюй.



doctor



singer



secretary



driver



dancer



waiter



businessman



farmer



seller

2



Look. Then listen and say. / Розглянь малюнки. Послухай та скажи.

Kate: Who is this?

Tim: This is my father.

He is your uncle.

Kate: Oh, yes, uncle Mike!

What's his job?

Tim: He is a driver.

a



Kate: Is this aunt Polly?

Tim: Yes, she is.

Kate: What is her job?

Tim: She is a **seller**. What are your parents' jobs?

Kate: My mum is a doctor.

My dad is a businessman.

b



3



Read and act out. /

Прочитай та зіграй роль.

4



Ask and answer in pairs. /

Запитуйте та відповідайте в парах.

What is his / her job?

He / she is a ...



1



2



3



4



5



6

5



Listen and read. / Послухай та прочитай.

- not, **job**, **office**
- desk, **secretary**
- **business**, **businessman**
- **teacher**, **farmer**, **doctor**, **singer**, **dancer**, **driver**, **seller**, **waiter**

Look!



man



men



woman



women

1



Listen and point. Then read. /

Слухай та показуй. Тоді прочитай.

- 1 A secretary works **in an office**.
- 2 A teacher works **in a school**.
- 3 A farmer works **on a farm**.
- 4 A doctor works **in a hospital**.
- 5 A seller works **in a shop**.
- 6 A waiter works **in a café**.



a



b



c



d



e



f

2



Match. / Добери малюнки до речень.

1

d

2

3

4

5

6

3



Have a talk in pairs. / Поговорить удвох.

What is your mother's / father's / uncle's / aunt's job?

He/She is a ...

Where does he/she work?

He/She works in/on a ...

STORY TIME

1




Listen and point. /
Слухай та показуй.


2




Listen and read. /
Послухай та прочитай.


GOLDILOCKS AND THE THREE BEARS


This is the Bear Family . Father Bear, Mother Bear and Baby Bear.


This is their little house  in the wood.


Here is a table , three chairs  and three beds .


Look! Three bowls  of porridge are on the table.


Where are the bears? Out in the wood. 

Who is this? A little girl. She is very pretty. Her name is Goldilocks. 


She is hungry. 


She tries Father Bear's porridge. It's too hot. 

She tries Mother Bear's porridge. It's too cold. 


She tries Baby Bear's porridge. 


It's **just right**.

Goldilocks is tired now. 

She sits in Father Bear's chair. It's too **hard**. 

She sits in Mother Bear's chair. It's too **soft**. 

She sits in Baby Bear's chair. It's **just right**. 

Goldilocks is very sleepy. 

She tries Father Bear's bed. It's too **high**.



She tries Mother Bear's bed. It's too **low**.



She tries Baby Bear's bed. It's **just right**.

She goes to sleep.



The bears are at home now.

Goldilocks opens her eyes.



She is scared.

She runs home.



3




Guess what the words mean. Copy them. /

Відгадай значення слів. Перепиши їх.

hot cold hard soft high low just right

4



Read and match. / Прочитай та добери відповіді.

- | | |
|--|--|
| 1 Where is the house of the three bears? | <input type="checkbox"/> No, she isn't. |
| 2 Who is big in the Bear Family? | <input type="checkbox"/> Baby Bear. |
| 3 Who is little in the Bear Family? | <input type="checkbox"/> A little girl. |
| 4 Who is Goldilocks? | <input type="checkbox"/> Mother Bear's porridge. |
| 5 Is she pretty? | <input checked="" type="checkbox"/> 1 In the wood. |
| 6 Whose porridge is too cold? | <input type="checkbox"/> Yes, she is. |
| 7 Whose chair is too hard? | <input type="checkbox"/> Goldilocks. |
| 8 Whose bed is just right? | <input type="checkbox"/> Father Bear. |
| 9 Who is hungry and tired? | <input type="checkbox"/> Baby Bear's bed. |
| 10 Is Goldilocks happy when the bears are at home? | <input type="checkbox"/> Father Bear's chair. |

REVISION

1



Listen and point. / Слухай та показуй.

See the audio script on fly-leaf #2.



2



Listen and say the rhyme. /

Послухай та розкажи віршик.

3



Have a talk about a doll's house. /

Поговоріть удвох про ляльковий будиночок.

Where can your doll ... ?


Where is it?

sit and...
read a book,
watch TV,
eat,
have books,
sleep,
play games

next to,
in front of,
near, on,
under,
above, in



4



Draw the plan of your house/flat and describe it. /

Намалюй план твого будинку/квартири та опиши.

Look, this is the plan of my flat.

... is on the left. ... is on the right.

This is my room. I have got It is



5



Ask and answer in pairs. /

Запитуйте та відповідайте в парах.

What is your father's job?

He is a

What's your mother's job?

She is a

6



Read the letter. / Прочитай лист.

Hello, Betty!

My name is Sally. I am eight. My father is a builder.

My mother is a teacher. She likes children. I have got a brother. His name is Jeff. Jeff is a student. I have got one uncle and three aunts. I have got many cousins.

What about you and your family? Is it big? Have you got a brother or a sister? What are your parents' jobs? Where do they work? Do you have any cousins?

Bye, Sally

7



Help Betty to write her answer. /

Допоможи Бетті написати відповідь.

Into Your Portfolio

1



Look at the family tree. Say who the people on it are. /

Подивись на сімейне дерево та розкажи про людей, які є на ньому.

SAM'S FAMILY TREE



Mike, 13



Sally, 11



Sam, 8



Ted, 18

Edward is Emily's husband. He is Nataly and Nick's father. Edward is Mike and Sally's grandpa. He is Sam and Ted's grandpa too.



Ken, 42, Nataly, 37



Nick, 40, Jane, 39



Mark, 37



Edward, 70



Emily, 65

They live in Cardiff.



David, 63



Lucy, 59

They live in London.

2



Draw and label your family tree. /

Намалюй та підпиши своє сімейне дерево.

3



Tell your class about your picture. /

Розкажи класу про свій малюнок.

Svitlana is Petro's wife. She is my aunt.
Svitlana is a doctor.

SCHOOL TIME

1



Look. Then listen and say. /

Розглянь малюнки. Послухай та скажи.



a

Bill: Hi, Peter!

Peter: Hello, Bill.

How are you?

Bill: I'm fine, thanks.



b

Miss Willkins: Good morning,
children!

Children: Good morning, Miss Willkins.

Miss Willkins: You've got a new
timetable.

c

Miss Willkins: On
Thursdays
you've got
Maths, English
and **Sport.**

2




Read and act out. /

Прочитай та зіграй роль.

3



Listen, point and read. / Слухай, показуй та читай.



4



Listen and read. / Послухай та прочитай.

- farm, party, car, Art
- fat, rabbit, Maths
- new, Music, computer, Tuesday
- bird, thirteen, birthday, Thursday

Wednesday on Wednesday. The children go to school on Wednesdays.
They have got English on Wednesdays.

BILL'S TIMETABLE

Sunday, Monday, Tuesday, Wednesday, Thursday, Friday and Saturday are seven days of the week. Bill and his friends go to school five days a week. They have got Maths, English, Sport, **Reading**, **Art** and **Music** at school. This is their timetable:

	Monday	Tuesday	Wednesday	Thursday	Friday
1	Maths	English	English	Maths	Maths
2	English	Reading	Maths	English	Reading
3	Art	Sport	Music	Sport	Music

5



Complete. / Доповни речення.

On Mondays they have got Maths, English and Art.

On Tuesdays they have got ..., ... and

On Wednesdays they, ... and

On Thursdays, ... and

On, ... and

6



Tell your class about your timetable. /

Розкажи класу про свій розклад.

On Mondays we have got ...

SCHOOL TIMETABLE

1



Listen and read. / Послухай та прочитай.

- teacher, **Reading**, **season**, **clean**, **please**
- bag, blackboard, **Maths**, **Saturday**
- **summer**, **colour**, **Sunday**, **Monday**, **sum**

do sums We do sums at Maths lessons.
I like doing sums. I like to count and do sums.

2



Look and listen. / Подивись та послухай.

See the audio script
on fly-leaf #2.



3



Answer. / Дай відповіді.

- 1 What day is it today?
- 2 What lesson is on that day?
- 3 What lesson does Nick like?
- 4 What is Bill's favourite lesson?

4



Listen again and act out. /
Послухай знову та зіграй роль.

5



Ask and answer in pairs. /
Запитуйте та відповідайте в парах.

What lesson do you like?

I like / ... is my favourite lesson.

1



Have a talk in pairs. /
Поговоріть удвох.

When is Sport?

It is on Tuesdays and Thursdays.

When is ... ?

It is on



2



Listen and sing. / Послухай та заспівай.

Miss Poppins is a teacher.
She teaches all day long.
She speaks and asks,
And gives the tasks.
And then she sings her song,

"I am a super teacher.
I teach kids all day long.
I speak and ask,
And give the task
To sing with me this song,
'Miss Willkins is a teacher ...' etc.



1



Listen and read. / Послухай та прочитай.

VICKY'S FAVOURITE LESSON

Vicky is a schoolgirl. She goes to school five days a week. She likes music and singing. Music is her favourite lesson. **Her favourite days are Wednesday and Friday.** She has got Music lessons on these days.



2



Look. Then ask and answer in pairs. /

Розглянь таблицю. Запитуйте та відповідайте в парах.

	Bill	Nick	Peter	Jane	Vicky
Monday	✓	✗	✗	✓	✗
Tuesday	✗	✓	✓	✓	✗
Wednesday	✓	✗	✗	✗	✓
Thursday	✓	✓	✗	✓	✗
Friday	✓	✗	✗	✗	✓

Which day(s) does

Bill
Nick
Peter
Jane
Vicky

like?

Bill likes.... It is / They are
his favourite day/days.

3



Have a talk in pairs. / Поговоріть удвох.

What lesson do you like?

I like

What is your favourite day?

... is (are) my favourite day(s).

I have got ... on this (these) day(s).

4



Listen and sing. / Послухай та заспівай.

What day is it? It's Monday.
It is a happy day –
We've got some Maths and do some Sport.
Hip-hop, hooray-hooray!

What day is it? It's Tuesday.
It is a happy day –
We've got the English lesson.
Hip-hop, hooray-hooray!

What day is it? It's Wednesday.
It is a happy day –
We've got some Art and Music.
Hip-hop, hooray-hooray!

What day is it? It's Thursday.
It is a happy day –
We write and read, then jump and say,
'Hip-hop, hooray-hooray!'

What day is it? It's Friday.
It is a happy day –
We do some work and make some things.
Hip-hop, hooray-hooray!

We go to school on weekdays.
We've got school every day.
But Saturday and Sunday }
Are surely for play! }_{x3}



1

**Listen and repeat. Then say. /**

Послухай та повтори. Тоді скажи.



I don't like Art.
I don't like painting.

*Nick doesn't like Art.
He doesn't like painting.*



I don't like Sport. I don't
like running and jumping.

Vicky doesn't ...



I don't like Maths. I don't like
counting and doing sums.

Peter ...



I don't like Music.
I don't like singing.

Jane ...

2

**Have a talk in three. /** Поговоріть у трьох.

I don't ...



He / She doesn't ...



Do you like ...?

3

**Tell your class about your friend. /**

Розкажи класу про свого друга/подругу.

My friend's name is

He / She is a schoolboy / schoolgirl.

His / Her favourite day is

His / Her favourite lesson is

He / She likes

He / She doesn't like

4



Match the pictures to the activities. /

Добери малюнки до дій.



a

d

1 read texts, learn poems



2 count, do sums



3 jump, run, play sport games



4 sing songs, play music



5 draw, paint



6 speak, read and write English



b




c



d



e



f

5



Look. Then ask and answer in pairs. /

Розглянь малюнки. Запитуйте та відповідайте в парах.

Picture a. What lesson is it?

It is

What do you do at this lesson?

We ...



Look. Then listen and say. /

Розглянь малюнок. Послухай та скажи.



Bill: Hooray! I've got a letter!

Kate: A letter? **Where is it from?**

Bill: **It's from Ukraine.** It's from Taras.

Kate: Taras? Who is he?

Bill: He is my friend. He lives in Ukraine.

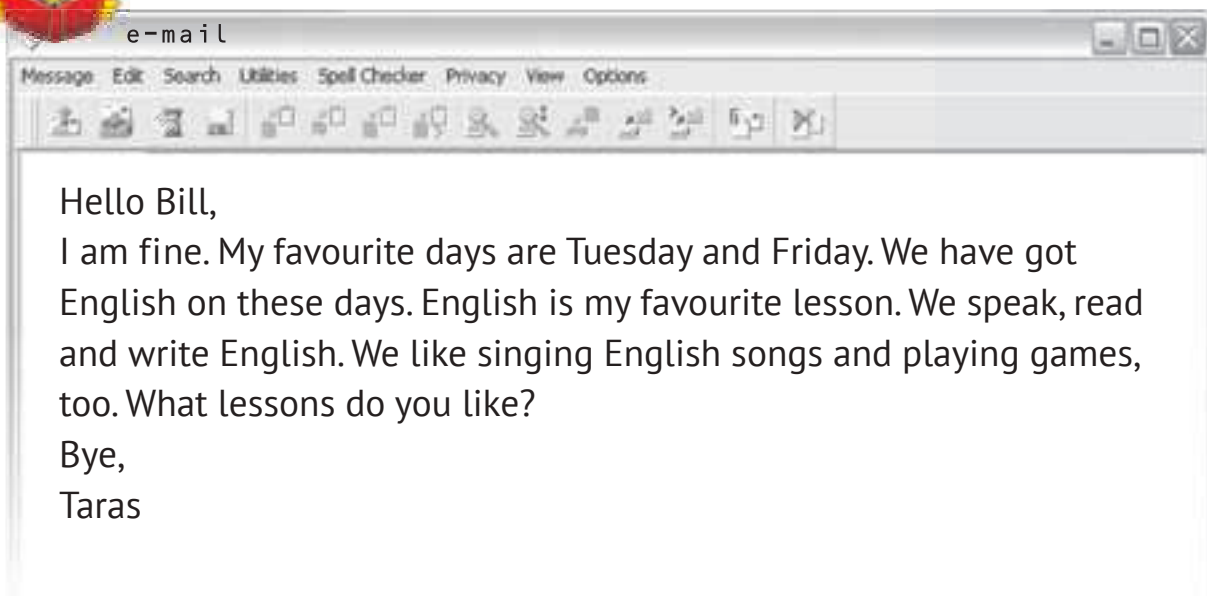


Read and act out. /

Прочитай та зіграй роль.



Listen. Then read. / Прослухай. Тоді прочитай.



4



Write out the true sentences. /

Випиши правильні твердження.

- 1 Taras lives in England.
- 2 Taras is Bill's pen friend.
- 3 He goes to school.
- 4 His favourite days are Tuesday and Wednesday.
- 5 His favourite lesson is English.
- 6 He doesn't like playing games.
- 7 They do sums at the English lessons.
- 8 Taras likes singing English songs.



5



Help Bill to write his answer. /

Допоможи Білу написати відповідь.

✕ e-mail
_ _ _

Message Edit Search Utilities Spell Checker Privacy View Options

Hi, Taras.

Thank you for your letter.

My favourite lesson is ...

.....

Bye,

Bill


1



Listen, point and repeat. / Слухай, показуй та повторюй.



Tick-tock, tick-tock. **It's nine o'clock.**
School starts at nine o'clock.



It's half past ten.



It's ten to eleven.



It's quarter past twelve.



Tick-tock, tick-tock. **It's one o'clock.**
School is over at one o'clock!

2



Listen and read. / Послухай та прочитай.

- clean, teeth

Nick cleans his teeth in the bathroom.

wake up – **When does she wake up?**

– **She wakes up at 7 o'clock in the morning.**

wash I wash my face and my hands in the morning. I wash in the bathroom.

dress I wash and dress. I dress and go to school.

breakfast I have my breakfast at school. He has his breakfast at home.

He eats an egg and drinks a cup of tea for his breakfast.

He likes to have a cake for his breakfast, too.

3

**Listen and point. Then read. /**

Слухай та показуй. Тоді прочитай.



- ① Nick wakes up
at 7 o'clock.



- ② He washes his
face and cleans his teeth.



- ③ Then he dresses.



- ④ He has his breakfast at 8 o'clock.



- ⑤ Then Nick goes to school.



- ⑥ School starts at 9 o'clock.

4

**Tell your class what you do in the morning. /**

Розкажи класу про свій ранок.

I wake up at ... o'clock. Then I ...



Look. Then listen and say. /

Розглянь малюнки. Послухай та скажи.



1

Kate: **What day is it today?**

Bill: It's Tuesday.

Kate: **What time is it?**

Bill: It's four o'clock.

Kate: Oh, **I must go to my chess club today.** It starts at five o'clock.



2

Tom: And what about reading a new book?

Kate: **Sorry, I can't.** I must do my homework in the evening. Ask Bill.



Ask and answer in pairs. /

Запитуйте та відповідайте в парах.

What day is it today?

It is

What time is it?

It is



Listen and read. / Послухай та прочитай.

- farm, father, **Art**, after
- up, cup, club, **must**, lunch

have lunch I have lunch at 1 o'clock. She has lunch at 12 o'clock.

do one's homework I do my homework after school.

club a volleyball club, a football club, a tennis club, a chess club

after – **What do you do after school?**

– After school I go to my football club.

After football **I do my homework.**

go to bed – What time do you go to bed?

– I go to bed at nine o'clock in the evening.

help **On Saturdays she helps her mum about the house.**

She likes to help her mum.

must Children must go to school. You must do your homework after school. You must help your dad on Saturdays.

4



Look and answer. / Розглянь малюнки та дай відповіді.

What must Bill do ...



①

... at eight o'clock?



②

... at ten past three?



③

... at half past five on Fridays?



④

... at seven o'clock today?



⑤

... at ten o'clock in the evening?



1

Look. Then listen and say. /

Розглянь малюнки. Послухай та скажи.

*Nick:* Hello, Vicky!*Vicky:* Hi, Nick.*Nick:* What about playing tennis today?*Vicky:* Sorry, Nick. I must help my mum about the house today. Bye!*Nick:* OK. Bye-bye.

2

Ask and answer in pairs. /

Запитуйте та відповідайте в парах.

What time do you

wake up?

wash your face?

dress?

eat breakfast?

go to school?

have lunch?

do your homework?

go to bed?

I wake up at ...



3

Write down your answers. / Запиши свої відповіді.

4



Listen and read. / Послухай та прочитай.

- could** Could you show me your doll, please?
 Could you help me with these sums, please?
- may** May I go out? May I come in?
- can** Can you write a letter to your pen friend?
 Can you read English texts?
- must** She must do her homework. You must clean
 your bedroom. You must help your friends.

5



Listen and sing. / Послухай та заспівай.

This is the time I wake up and get up,
 Wake up and get up, wake up and get up.

This is the time I wake up and get up,
 At 7 o'clock in the morning.

This is the time I go to school ...
 At 8 o'clock in the morning.

This is the time I play with my friends ...
 At 3 o'clock in the afternoon.

This is the time I do my homework ...
 At 5 o'clock in the afternoon.

(This is the time I help my mum ...
 At 7 o'clock in the evening.)

(This is the time I go to bed ...
 At 9 o'clock in the evening.)





Look. Then listen and say. /

Розглянь малюнки. Послухай та скажи.

(a)



Peter: I am sorry. I am late. May I come in?

Teacher: Yes, you may.

(b)



Vicky: May I ask you?

Teacher: Yes, sure.

(c)



Bill: Could you give me your pen, please?

Jane: Sorry, I need it.

(d)



Peter: Can I sit here?

Nick: Yes, sure.

(e)



Peter: Can I help you?

Vicky: No, thanks.



Read and act out. /

Прочитай та зіграй роль.

1



Have a talk in pairs. / Поговорить удвох.

a

Can
Could
May

I have your ..., please?

Yes, sure.
Yes, please.
Yes, you may. / Sorry, I need it.

b

Can you play ... with me?

Yes, of course. / Sorry, I must help my mum.

2



Look and say. / Подивись та скажи.

Monday	karate 3:30
Tuesday	doctor 5:00
Wednesday	football 4:20
Thursday	guitar 2:00
Friday	tennis 4:00

- 1 Bob must go to karate on Monday at 3:30 o'clock.
- 2 Bob must go to the doctor on ... at ...



3



Ask and answer in pairs. /

Запитуйте та відповідайте в парах.

Can Bob come and play on Friday?

No, he can't. He must go to ...

STORY TIME

1



Listen and point. Then read. /

Слухай та показуй. Тоді прочитай.



1

This is Mr Jones.

He is a businessman.

He must wake up at six o'clock in the morning.

He has his breakfast at seven.



2

Mr Jones has got a driver.

After breakfast he goes to his office by car.



3

He has got two secretaries in his office. They help him with business.



4

Mr Jones has his lunch in a café. Look, here is the waiter.



- 5 It is 4 o'clock now.
Mr Jones is at his son's school.



- 6 Look, Mr Jones is not well...



- 7 Here is the doctor. He can help.

2




Answer. / Дай відповіді.

- 1 What is Mr Jones' job?
- 2 What time does he have his breakfast?
- 3 Has he got a driver?
- 4 Has he got a waiter?
- 5 What time is Mr Jones at his son's school?
- 6 What can doctor do?

REVISION

1



Read the letter. / Прочитай лист.

e-mail

Message Edit Search Utilities Spell Checker Privacy View Options

Dear Taras,
 Thank you for your letter.
 My family is fine. On school days I wake up at seven. I go to school at eight. School starts at nine o'clock.
 I've got many friends at school.
 We like playing games and having fun.
 My favourite days are Monday, Wednesday, Thursday and Friday.
 I have got Maths on these days.
 Maths is my favourite lesson.
 Say hello to your family.
 Yours,
 Bill

2



Answer. / Дай відповіді.




- 1 What time does Bill wake up on school days?
- 2 What time does school start?
- 3 Has he got many friends?
- 4 What do they like doing?
- 5 What are Bill's favourite days?
- 6 What is Bill's favourite lesson?


3



Say what you (your friend) do (does) at this time. /

Скажи, що робиш ти/твій друг у вказаний час.





1 It is 7 o'clock. I get up at 7 o'clock in the morning.

4



Fill in. / Заповни пропуски.

friends, games, school, lunch, Sunday, watch,
morning, breakfast, playing football

My favourite day is I don't go to ... on this day.
I get up at 9:30 in the ... and have Then I go to
the park with my We like riding bikes or
At one o'clock we have ... in a café.
Then I go home and ... TV. I can play board ... with
my family, too.
I love Sundays!
Bye, Stella

5



Put the words in the right order to make questions. /

Розташуй слова у вірному порядку щоб утворити питання.

- 1 is / favourite / What / day? / Stella's
- 2 she / What time / get up? / does
- 3 Stella and her friends / do / What / like / doing?
- 4 they / lunch? / Where / do / have
- 5 does / What / at home / do / Stella / on Sunday?

6





Answer. / Дай відповіді.

7



Copy and complete the timetable.
Have a talk in pairs. /

Відтвори та доповни розклад.
Поговоріть удвох.

Monday	
Tuesday	
Wednesday	
Thursday	
Friday	
Saturday	

I play football on Mondays.

I play the guitar on Thursdays.



Can you come and play on Monday?



No, I can't. I play football on Mondays.

8



Write four 'must' sentences. / Напиши чотири речення з 'must'.

I must ...

You must ...

Nick must ...

They must ...

9



Ask two 'may' questions. / Постав два запитання з 'may'.

May I ... ?

10



Have a talk in pairs. / Поговоріть удвох.

Can I have your ...?

Yes,

May I ... ?


Yes,

Could you ... ?

Sorry, I

Into Your Portfolio

1



Read the e-mail. Help Phil to write his answer. / Прочитай електронного листа. Допоможи Філу написати відповідь.

e-mail

Message Edit Search Utilities Spell Checker Privacy View Options

To Phil Adams
From Oleksii Kozachenko

Hello, Phil!

I am fine. How are you? How is your family?

I go to school five days a week. I don't go to school on Saturdays and Sundays. My favourite days are Wednesday and Friday because we have English on these days. English is my favourite lesson. We speak, read and write English. We like singing English songs and playing games at the English lessons. What is your favourite lesson? Why do you like it?

2



Write your school timetable. / Напиши свій шкільний розклад.

My Timetable

<i>Monday</i>	<i>Tuesday</i>	<i>Wednesday</i>	<i>Thursday</i>	<i>Friday</i>
1. Writing	1. English	1. Reading	1. English	1. Maths
2. English	2. Maths	2. Writing	2. Writing	2. English
3. Reading	3. Writing	3. Maths	3. Maths	3. Reading
4. Nature Studies	4. Sport	4. Nature Studies	4. Reading	4. Music
5.	5.	5. Music	5. Sport	5.

3



Write a letter to your English speaking friend. / Напиши листа своєму англomовному другу/подрузі.

1

**Look. Then listen and say. /**

Розглянь малюнки. Послухай та скажи.

*Vicky:* Hi, Jane. Come in, please.Let's watch cartoons. Look,
this is my favourite one.*Jane:* What is it about?*Vicky:* It is about a mermaid.

Her name is Ariel.

Jane: And who is that man?*Vicky:* That's her father. His name is Triton.*Jane:* Look, he is very angry...

and Ariel is sad.

*Vicky:* Yes, she is.
Let's listen to
Ariel's song
now.*Jane:* Oh, she is
so beautiful!
I like her
singing very
much.

2

**Read and act out. / Прочитай та зіграй роль.**

3

**Listen and read. / Послухай та прочитай.**

'Mickey Mouse', 'Tom and Jerry', 'Zootropolis',
'Winnie-the-Pooh', 'Ice Age', 'The Mermaid',
'Frozen', 'Cinderella', 'Minions'.

Look!

Let us watch! → **Let's** watch!

4



Write. / Напиши.

Example: **Let us sing a song.**sing a song, draw a picture, play a game,
watch a cartoon, read a book

5



Look and say. / Подивись та скажи.



a

My favourite cartoon is



b

... ..



c

... ..



d

... ..



Listen and read. / Послухай та прочитай.

Ukrainian Ukrainian boys and girls, Ukrainian songs, Ukrainian books.

usually Tom likes apples. He usually has an apple after breakfast. Vicky likes cakes. She usually has some cake on Sundays. Kate likes orange juice. She usually has some orange juice for breakfast.

Christmas Christmas is a happy holiday. In England children have their Christmas holidays.

carol At Christmas they sing Christmas carols in England. Koliadka is a Ukrainian Christmas carol. They sing Koliadkas in Ukraine at Christmas.



Listen. Then read. /
Прослухай. Тоді прочитай.

Hello Bill,
Thank you for your letter.
These are my winter holidays photos.
At Christmas we usually have a
Christmas Vertep Show. In the photo I
am the king. We usually sing Koliadkas.
Koliadka is a Ukrainian Christmas carol.
What do you usually do at Christmas?

Bye,
Taras



Bill Brown
9 Trafalgar St.
London SW 74 NA
England

1

**Look. Then listen and say. /**

Розглянь малюнок. Послухай та скажи.

Nick: Is it a birthday party?*Bill:* No, it isn't. It is a Vertep Show.

They usually have a Vertep Show at Christmas.

Vicky: Where is Taras?*Bill:* He is the king here. Look!*Nick:* Do they sing carols in Ukraine?*Bill:* Yes, they do. They sing Koliadkas. Koliadka is a Ukrainian Christmas carol.

2

**Read and answer. /** Прочитай та дай відповідь.

- Do you have Vertep Shows at Christmas?
- Do you sing Koliadkas at school?
- What do you usually do at home at Christmas?

3

**Play the mime game. /** Пограй у гру.

I USUALLY ... ON SUNDAY.




Do you usually dance?

No, I do not.

Do you usually skate?

Yes, I do!

play in the snow, play tennis,
listen to music, read a book,
play a computer game, ski,
sing songs, do homework



1



Listen, point and read. / Послухай, покажи та прочитай.



lunch

It is one o'clock in the afternoon. Tim usually has lunch at one o'clock.



dinner

Tim usually has dinner at four o'clock in the afternoon.



supper

It is eight o'clock in the evening. Tim usually has supper at eight o'clock.

2



Ask and answer in pairs. /

Запитуйте та відповідайте в парах.



a



b



c



d



e

What does she usually do in the afternoon?

She usually has lunch.

1



Listen, point and repeat. / Послухай, покажи та повтори.

VEGETABLES



carrot



cabbage

FRUIT



apple



banana



cucumber



onion



tomato



lemon



orange

2



Listen and read. / Послухай і прочитай.

a

a banana

a cucumber

a lemon

a carrot

a tomato

a cabbage

a vegetable

a fruit



an

an apple

an onion

an orange

3



Listen and say the rhyme. /

Послухай та розкажи віршик.

Apples are sour,
Apples are sweet.
Apples are juicy
And nice to eat!



1



Look. Then listen and say. /

Розглянь малюнки. Послухай та скажи.



a

Mother: **Enjoy your meal!**

Vicky: Thank you.

Father: **Pass me some salt, please.**Kate: **Here you are.**

Father: Thanks.



b

Kate: Some bread, Vicky?

Vicky: Yes, please.



c

Kate: Some salad, Daddy?

Father: No, thanks.



d

Tom: Some juice, please.

Mother: Here you are.

2



Read and act out. /

Прочитай та зіграй роль.

1



Listen and read. / Послухай та прочитай.

- **she, shoe, fish, sugar**
- **school, pool, soup, juice**
- **tea, please, meal**
- **corn, or, four, salt**
- **hot, coffee, orange, holidays**
- **egg, lemon, bread**

pass Pass me that cup of milk, please.
Can you pass me my bag, please?

some Pass me some sugar, please.
Can I have some juice, please?

enjoy We enjoy watching cartoons.
We enjoy our Christmas meals.

meal I have four meals a day: breakfast, lunch,
dinner and supper. I enjoy my meals.

2



Read and compare. / Прочитай та порівняй.

a/an

egg
tomato
apple
lemon
orange
banana
onion

some

juice
water
milk
tea
coffee
sugar
salt
soup
bread
salad

3



Have a talk in pairs. / Поговорить удвох.



a



b



c



d



e



f

Pass me ..., please.

Thank you.

Here you are.

1



Ask and answer in pairs. /

Запитуйте та відповідайте в парах.



a



b



c



d




e



f



g



h

A cup of tea?

Yes, please.

Some salt?

No, thanks.

2



Play the game. / Пограйте у гру.

START →



banana



porridge



lemon



sausage



tea



jam



apple



bread



soup



sugar



sandwich



pizza



butter



ice cream



orange



juice

FINISH

a carrot
an apple

a/an or some?



some milk

1



Listen and read. / Послухай та прочитай.



go to bed



make bed

always I always make my bed in the morning.
My dad always reads papers on Sundays.

alone I don't like being alone, but I am always alone on Saturday mornings.

2



Look. Then listen and say. / Розглянь малюнки. Послухай та скажи.



Vicky: Hi, Tom! Why are you alone?

Tom: I always play alone on Saturday mornings.

Vicky: Where is Bill?

Tom: He is busy. He always helps dad on Saturdays.



Vicky: Where is Kate?

Tom: She is at her chess club. She always goes to her chess club on Saturdays... Oh, what time is it?

Vicky: It's 11 o'clock.

Tom: Hooray! My favourite cartoon is on TV at 11 o'clock. I always watch cartoons on Saturdays! Bye!

Vicky: Bye-bye, Tom!

3



Look and say. / Подивись та скажи.



Kate is at her chess club.
She always ... to her
chess club on Saturdays.



Bill is with his father.
He always ... his father
on Saturdays.



Bill's mother is in the
kitchen. She always ...
in the kitchen.

1



Listen and read. / Послухай та прочитай.



I **always** make my bed in the morning.

I **never** make my bed in the evening.

He **always** cleans his teeth in the bathroom.

He **never** cleans his teeth in the bedroom.

Mum **always** cooks in the kitchen.

She **never** cooks in the living room.

Bill **usually** helps mum after dinner.

But he **sometimes** plays with his friends, too.

Jane **usually** plays computer games.

But she **sometimes** watches cartoons.

Mary **usually** goes to bed at nine o'clock in the evening.

But **sometimes** she goes to bed at ten o'clock in the evening.



2



Answer with the words from the box. /

Дай відповідь, використовуючи слова з рамки.

always, usually, sometimes, never

Example: – Do you go to school on Mondays?

– Yes, I do. I **always** go to school on Mondays.

- Do you wear dresses?
- Do you watch TV in the evening?
- Do you drink milk for your breakfast?
- Do you go to bed at 7 o'clock in the evening?
- Do you help your mum?

3




Read, then agree or disagree. /

Прочитай, тоді погодься або запереч.

MY HOME

My name is Ted. The place I live in is my home. I eat, sleep and play at home. I do my homework here.

Come and visit my home on Sunday! My mum usually watches films on TV, but my dad never watches them. He always reads a paper or a book in the evening. My sister usually goes out to meet her friends. I usually play my computer games. But sometimes I play with my friends near the house. We always have a big dinner on Sunday.



TRUE
or
FALSE?

- 1 Ted does his homework at school.
- 2 Ted's mum never watches films.
- 3 Ted's dad always reads a paper or a book.
- 4 Ted's sister usually plays computer games.
- 5 Ted sometimes plays with his friends.
- 6 They never have a big dinner on Sunday.

STORY TIME


1



Listen and point. Then read. /

Слухай та показуй. Тоді прочитай.

Hi! My name is Seven. I'm a number, but I can be your friend, too! Just look at Jessica!



①



②

Jessica's house number is seven. She lives at 7 Oak Street. How many oak trees are there in her street?



③

Every day she gets up at seven o'clock in the morning. She is sometimes sleepy, but she likes school very much.



④

Jessica's room is small, but there are a lot of toys there. She likes her seven teddy bears best.



5


Jessica likes fairy tales very much.
Her favourite one is Snow White
and the Seven Dwarfs.



6

It's seven o'clock in the evening now.
Jessica is running home.
Time for her favourite cartoon!

2



Fill in. / Заповни пропуски.

- 1 Jessica ... at 7 Oak Street.
- 2 She is ... sleepy in the morning.
- 3 She ... school very much.
- 4 Jessica likes ... seven teddy bears.
- 5 Her ... fairy tale is Snow White and the Seven Dwarfs.
- 6 It's 7 o'clock in the ... now.
- 7 7 o'clock is the time for her favourite ... !
- 8 Jessica's favourite number is ... !

sometimes
favourite
lives
seven
evening
likes
cartoon
her

3



Perform a presentation 'Jessica's Favourite Number!' /

Представте презентацію "Улюблена цифра Джесіки".



REVISION

1



Look and say. / Подивись та скажи.



Tom sometimes ...



Vicky always ...



Nick usually ...

2



Read and test yourself. / Прочитай та перевір себе.

ARE YOU GOOD AT HOME?

- 1 Do you make your bed?
a) always b) usually c) sometimes d) never
- 2 Do you help your mum in the kitchen?
a) always b) usually c) sometimes d) never
- 3 Do you help your grandpa in the garden?
a) always b) usually c) sometimes d) never
- 4 Do you cook meals?
a) always b) usually c) sometimes d) never
- 5 Do you play with your little brother / sister?
a) always b) usually c) sometimes d) never

Points:

- a) 3
- b) 2
- c) 1
- d) 0

Results:

- 12-15** You are always good!
- 8-11** Usually you are good.
- 3-7** Sometimes you are not good.
- 0-2** You are very bad at home!

3



Match and have a talk. /

Добери відповіді та поговоріть удвох.

(a)

Some bread?

☐

Thank you.

(b)

Pass me some salt, please.

☐

No, thanks.

(c)

Enjoy your meal.

☐

Here you are.

4



Read and answer. / Прочитай та дай відповідь.

- What do you usually have for lunch?
- What do you never drink?
- What do you always have for breakfast?
- What fruit do you sometimes eat?

5



Read and tell your class about your breakfast. /


Прочитай та розкажи класу про свій сніданок.

MY BREAKFAST

I don't like a big breakfast. I like to have a small one.

I usually have an egg and a piece of bread or a toast with butter and jam. I like to drink a cup of coffee with milk in the morning.

6



Draw and tell your class about your favourite food. /

Намалюй і розкажи класу про свою улюблену їжу.

I like eating ...
I like drinking ...



Into Your Portfolio

1



Make a poster and tell the class about your favourite day. /

Виготуй постер і розкажи про свій улюблений день.



2



Have a talk about your favourite food. /

Поговоріть про свою улюблену їжу.



3



Write about your favourite cartoon. /

Напиши про свій улюблений мультфільм.

My favourite cartoon is ...
It is about ...



IT WAS YESTERDAY

1



Look. Then listen and say. /

Розглянь малюнки. Послухай та скажи.



Kate: Hi, Vicky! Where were you on your winter holidays?

Vicky: **I was in Scotland.**

Kate: Was it nice?

Vicky: Yes, it was. My parents and I were in a small hotel in the mountains.

Kate: Was it comfortable?

Vicky: Yes, it was.

The rooms were clean and nice.

Kate: What about the weather?

Vicky: **The weather was fine.**

It was snowy.

But it was not very cold.

The mountains were beautiful!

mountains



a hotel

2



Listen and read. / Послухай та прочитай.

was I was at home. My sister was at school on Monday.
I was glad to see Tom at school. It was cold and windy in February.

were We were at our grandparents' on winter holidays. Tina and Linda were happy to meet their friends in the camp.

last last day, last week, last month, last weekend.
We were at the camp last weekend.

comfortable a comfortable hotel, a comfortable car, a comfortable sofa. It was comfortable to go by car to Germany.

3



Make up sentences. / Утвори речення.

I	was were	in England.
We		in the mountains.
My friend and I		at home.
My father		in the hotel.
They		in the zoo.
She		at school.

4



Have a talk in pairs. /
Поговорить удвох.

I was ... on my holidays.

And I was



1



Read and compare. / Прочитай та порівняй.

+			-		
I			I		
He		was at home.	He		was not at home.
She			She		
It			It		
We		were at home.	We		were not at home.
You			You		
They			They		

?					
Was	I		YES,	I	was.
	he		No,	he	wasn't.
	she			she	
	it	at home?		it	
Were	we		YES,	we	were.
	you		No,	you	weren't.
	they			they	

was not = **wasn't**were not = **weren't**

2



Fill in 'was' or 'were'. / Заповни пропуски.

- 1 We were in a café last weekend.
- 2 Bob in the swimming pool last Saturday.
- 3 I not at school on Sunday.
- 4 The weather fine on winter holidays.
- 5 My friends at the camp on summer holidays.
- 6 The camp in the mountains.

3



Look and say. / Подивись та скажи.



(a)

Bill was at school last Monday.

(b)

Tom and Eddie ... at their grandmother's last summer.



(c)

Bill and Taras ... at the camp in summer.



(d)

Nick ... at home on Sunday.



(e)

Linda and her sister ... in the mountains on winter holidays.



(f)

Roy and Rick ... in the park last weekend.

1



Listen and read. / Послухай та прочитай.

yesterday

It is Monday today. It was Sunday yesterday.
I was at home yesterday. The weather was fine yesterday.

- **Were you at home yesterday?**
- **Yes, I was.** Were you at school yesterday?
- **No, I wasn't.** Was Vicky at her granny's last weekend?
- No, she wasn't. Was she in the mountains?
- Yes, she was.

2



Read and rewrite in the past. /

Прочитай та перепиши в минулому часі.

e-mail

Message Edit Search Utilities Spell Checker Privacy View Options

Hi, Bob!

I'm glad to be in Brazil in winter.

It is cold in London. But in Brazil it is sunny and hot.

The water is warm in the sea.

It is pleasant to swim.

Bye.

Yours,

Pete

3


Answer. / Дай відповіді.

- 1 Was it hot in London in winter?
- 2 Was Bob in London on his winter holidays?
- 3 Was it sunny in Brazil?
- 4 Was it pleasant to swim?
- 5 Was Bob glad to be in Brazil in winter?

4


Ask and answer in pairs. /

Запитуйте та відповідайте в парах.

Were you in/at ... on your winter holidays?

Yes, I was. / No, I wasn't.

summer holidays, last weekend, yesterday

5


Listen, say and mime. / Послухай, скажи та покажи рухи.

- Where were you in winter
When the ground was white?
- I was in the mountains –
What a pretty sight!
- Was the weather fine?
- It was very cold.
- Was the hotel good?
- It was very old.
- Was it nice to be there?
- Where?
- Where you were.
- Oh, yes, it was!



1



Listen and read. / Послухай та прочитай.

[t]

work**ed**
watch**ed**
wash**ed**
walk**ed**
cook**ed**
help**ed**

[d]

list**ened**
phon**ed**
play**ed**
open**ed**
liv**ed**
clean**ed**

[ɪd]

vis**ited**
repe**ated**
act**ed**
paint**ed**
count**ed**

2



Look. Then listen and say. /

Розглянь малюнки. Послухай та скажи.



Nick: Hello Bill! **Where were you last weekend?**

Bill: Well, on Saturday morning I helped my father in the garage. In the afternoon I watched football at the stadium. On Sunday I watched a film at the cinema. What about your weekend?

Nick: My weekend was great! **I visited my cousins.** We played computer games.



garage



stadium

3



Look and say. / Подивись та скажи.

learned, helped, listened to, washed, played, watched




(a)

In the morning Tonny helped his mother to cook breakfast.



(b)

Then he ... the plates.



(c)

In the afternoon he ... with his friends.



(d)

Tonny ... his English.



(e)

In the evening he ... music.



(f)

Then he ... TV.

4



Ask and answer in pairs. /

Запитуйте та відповідайте в парах.

Where were you last weekend?

I was I watched ... on Saturday. I ... on Sunday.

• What about your weekend?

1



Read and compare. / Прочитай та порівняй.

+		-	
I	played in the yard yesterday.	I	did not play in the yard yesterday.
He		He	
She		She	
It		It	
We		We	
You		You	
They		They	

?					
Did	I	play in the yard yesterday?	Yes, No,	I	did. did not.
	he			he	
	she			she	
	it			it	
	we			we	
	you			you	
they	they				

did not = **didn't**

2



Make up negative sentences. / Утвори заперечні речення.

Example: I wanted to be a doctor.

I didn't want to be a doctor.

- 1 I phoned my friend yesterday.
- 2 We watched a cartoon last evening.
- 3 Ron worked in his office last Saturday.
- 4 Paul walked in the park last weekend.
- 5 Mark and Jeff played computer games yesterday.

3



Fill in 'did' or 'did not'. / Заповни пропуски.

- 1 Did you ride a bike yesterday? Yes, I ...
- 2 ... you play with dolls last evening? No, I ...
- 3 I play football yesterday, I cleaned my room.
- 4 ... your mum ask you for help?
- 5 ... Steve go to school last Monday? No, he ...
- 6 ... your father work last Saturday? Yes, he ...

4



Listen, say and mime. / Послухай, скажи та покажи рухи.

Day by Day

On Sunday I played with my friend,
 On Monday I started my school.
 On Tuesday I watched the play to the end,
 And helped my mum to cook.
 On Wednesday I washed the dishes,
 On Thursday I watched TV.
 On Friday I visited my dear cousins,
 On Saturday they phoned me.



1



Have a talk in pairs. / Поговоріть удвох.


Did you

help...
clean...
wash...
dress...
skate...
ski...
skip...
play...
want...

yesterday?

Yes, I did. / No, I didn't.

2



a) Read what the booster said. / Прочитай слова хвалька.

- Yesterday I played chess with the champion.
- Yesterday I skated at the stadium.
- Yesterday I cleaned my teeth in the morning, in the afternoon and in the evening.
- Yesterday I watched TV at night.
- Yesterday I washed my hands ten times.
- Yesterday I helped my friends to do their homework.

b) Express your doubt. / Вислови сумнів.

Example: Did you play chess with the champion yesterday?

c) Disagree with him. / Запереч його слова.

Example: You didn't play chess with the champion yesterday.



1



Find and read the sentences. /

Знайди та прочитай речення.

- What does Vicky **usually** do?
- What did she do **yesterday**?

Vicky usually gets up at 7 o'clock. Yesterday she helped her mother about the house. Every morning she does exercises. She cleaned her room and did the washing up. Vicky usually has breakfast at 8 o'clock and then she goes

to school. Mother thanked her daughter. Vicky usually comes home from school at one o'clock. In the evening Vicky and her parents watched TV.



usually



yesterday

2



Make up negative sentences. / Утвори заперечні речення.

Example: Max played football yesterday.

Max didn't play football yesterday.

- 1 My friend's uncle lived in London.
- 2 Her friends wanted to play tennis yesterday morning.
- 3 Bob and Phil skied at the school sports ground.
- 4 They watched TV yesterday evening.
- 5 Kate skipped with her friends yesterday afternoon.



Listen and read. / Послухай та прочитай.

go – went We like to go to the theatre at our weekends.
They went to the cinema last Sunday.

see – saw I see my classmates every day. I saw my teacher yesterday.

come – came My parents come home at 5 o'clock after their work. Our granny came to visit us yesterday.

learn – learnt Every day we learn some new words at our English lessons.
My sister learnt a nice poem yesterday.

do – did I do my morning exercises every day. I did my lessons yesterday afternoon. What did you do yesterday?

have – had I usually have breakfast at 8 o'clock. It was Sunday yesterday.
I had my breakfast at 9 o'clock.



I **went**.

I **saw**.

I **came**.

I **learnt**.

I **did**.

We **had**.

He **didn't go**.

He **didn't see**.

He **didn't come**.

He **didn't learn**.

He **didn't do**.

They **didn't have**.

Did you go?

Did you see?

Did you come?

Did you learn?

Did you do?

Did you have?

2



Choose. / Обери правильний варіант.

- 1 I usually *come* / *came* home at 3 o'clock in the afternoon.
- 2 Yesterday I *see* / *saw* a very interesting film.
- 3 They *go* / *went* to the park last Sunday.
- 4 I always *do* / *did* my homework after school.
- 5 Tom *has* / *had* his dinner at 4 o'clock yesterday.
- 6 Sue *learns* / *learnt* English every day.

1

**Look. Then listen and say. /**

Розглянь малюнки. Послухай та скажи.

Nick: Did you see
Vicky yesterday?

Bill: Yes, I did. I saw
her in the park.

Nick: What time did
you see her?

Bill: At 3 o'clock in
the afternoon.
Why are you
asking?

Nick: I phoned her,
she didn't answer.



Nick: Where were you yesterday? I came to your place but you weren't in.

Vicky: I went to the cinema with Ann.

Bill: Was the film good?

Vicky: Yes, it was. I learnt many interesting things from it.

2



Play a guessing game. / Пограйте у гру на відгадування.

One pupil shows what he/she did yesterday. The rest of the group are trying to guess asking questions.

Did you listen to music?

No, I didn't.

Did you phone your friend?

Yes, I did.

3



Listen and say the rhyme. / Послухай та розкажи віршик.

My Weekend

First I had my breakfast.
Then I watched TV.
I went out to play with friends
And came home at three.

Then I had my dinner,
Phoned Bob – with him we planned:
Where to go and what to see
And what to do the next weekend.

It was one of my weekends.
At ten I went to bed.
Then stopped and thought, 'For all the day
I didn't help my mum and dad!..'





Listen and read. / Послухай та прочитай.

write – wrote

I write letters to my cousin every Sunday.
Yesterday she wrote a letter to me.

blow – blew

Winds often blow in February.
We blew up a lot of balloons for our party.

bring – brought

My sister brings flowers to my mum every week.
I brought new books from our school library.

buy – bought

We buy fresh fruit at the market every Saturday.
Two days ago my mother bought me a new suit.

take – took

I take 3 books to school every day.
When I travelled last summer, I took my favourite book with me to read.

make – made

We make interesting things in our Handicraft Club.
Yesterday we made a paper doll's house.



I **wrote**.

He **didn't write**.

Did she **write**?

I **blew**.

He **didn't blow**.

Did she **blow**?

I **made**.

He **didn't make**.

Did she **make**?

I **took**.

He **didn't take**.

Did she **take**?

I **bought**.

He **didn't buy**.

Did she **buy**?

I **brought**.

He **didn't bring**.

Did she **bring**?

2



Say what you did yesterday. Use the verbs. /

Розкажи про свій учорашній день
за допомогою дієслів з рамки.

took, made, wrote, bought, brought

3



Look. Then listen and say. /

Розглянь малюнок. Послухай та скажи.

Bill: Nick invited us to come at 3 p.m.

Kate: Let's make a birthday cake for him.

* * *

Kate: Did you bring all the things for the cake?

Bill: I bought some butter, some chocolate and eggs in the shop.

Vicky: I brought some jam.

Kate: Did you bring some flour?

Vicky: Sorry, Kate. You didn't ask for it.



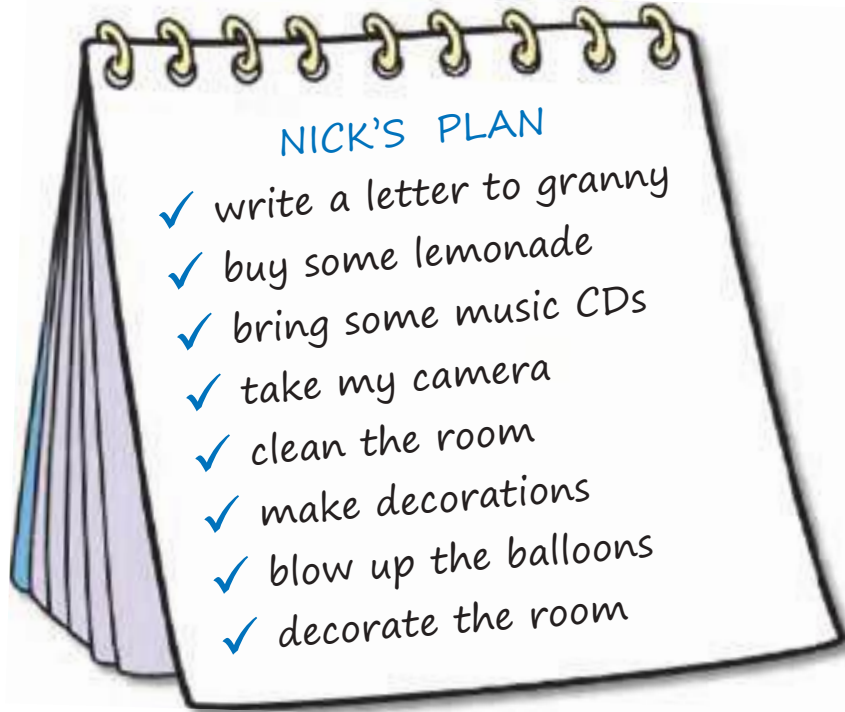
4



Look and say what Nick did yesterday. Then write. /

Подивись та скажи, що Нік робив учора. Тоді напиши.

Example: Yesterday Nick bought some lemonade.



5



Make up questions. / Утвори питання.

What
Where
When
Why
How

did

I
you
he / she
we
they

bring...
go...
come...
write...
learn...
make...
blow...

?

Example: What did you write?

6



Look at Nick's plan again and ask him questions. /

Подивись на план знову та постав питання Ніку.

Where

When

How

Example: Where did you buy the lemonade?

1



Listen and read. / Послухай та прочитай.

A: What did you do last weekend?

B: I visited my cousin in London.

A: When did you do your homework?

B: I did it yesterday evening.

A: What time did you go to bed yesterday?

B: I went to bed at 10 o'clock.

2



Ask and answer in pairs about Nick (see task 4, page 109). /
Запитуйте та відповідайте про Ніка в парах (див. завд. 4, с. 109).

Example:

Who did Nick write a letter to?

He wrote a letter to his granny.

who, what, why

3



Fill in the verbs in the past. / Заповни пропуски.

come, have, bring, write, go, see

- 1 When Liz was a child she had many toys.
- 2 Yesterday I ... a letter to my email friend.
- 3 Mark ... an interesting film last Sunday.
- 4 Children ... some paper and glue to make decorations.
- 5 Yesterday father ... home at 8 o'clock in the evening.
- 6 My friend ... to his grandparents last summer.

4



Ask and answer in pairs. /

Запитуйте та відповідайте в парах.

A, you are a policeman.

B, you are a suspect.

A, ask B questions about what B did yesterday.

Example:



A

Where were you yesterday
at 6 o'clock in the evening?

... ..

What did you do there?

... ..

What time did you come home?

... ..



B

5



Write about your friend's last weekend. /

Напиши про останні вихідні друга/подруги.

What time?

When?

How?

Why?

What?

... didn't go ...

He/She was ...

He/She ...

At ... o'clock ...

Then he/she ...

After that ...

Where?



STORY TIME

1



Listen and point. Then read. /

Слухай та показуй. Тоді прочитай.

Yesterday Ron woke up at 10 o'clock. It was Sunday. He didn't go to school. He was happy. He wanted to be in bed till¹ 11 o'clock.



1

But his dad came into the room and said,

I see, you don't want to see the circus in the yard."



2



3

Ron got up quickly². He made his bed, washed his hands and face,



4

had breakfast and ran into the yard.

wake up – **woke up**run – **ran**

There were a lot of children in the yard. They played games with clowns and blew up balloons. It was a great fun!

5



REVISION

1



Read and say what Kate did yesterday. /

Прочитай та розкажи, що Кейт робила вчора.

Kate's Plans for Saturday

8:00 help mum to cook breakfast
10:30 do the washing up
12:00 clean my room
3:00 play with Tom
5:10 watch 'Tom and Jerry'
6:00 visit uncle Mike

It is Sunday today.
Kate ... on Saturday.



2



Read the sentences on page 114 and match. /

Прочитай речення на стор. 114 та добери малюнки до них.



a



b



c



d



e



f

- 1 Mike listened to music in the evening yesterday.
- 2 Willy saw his classmate walking in the town yesterday.
- 3 Yesterday John went to school at 8 o'clock.
- 4 Tina's mother came home at 6 o'clock yesterday.
- 5 Ann learnt new English words at 6 o'clock.
- 6 Stacy worked in the garden yesterday.

☐
☐
☐
☐
☐
☐

3



Put the questions to the sentences above. /

Постав питання до речень вгорі.

4



Ask and answer in pairs. /

Запитуйте та відповідайте в парах.

Example: – Did Mike listen to music in the morning?

– No, he didn't. He listened to music in the evening.

5



Write about your last weekend. /

Напиши про свої минулі вихідні.

MY LAST WEEKEND

Last weekend

I was in

I spent a good time there.

I Then I

After that I



Time

I did

10 a.m.

had breakfast

11 a.m.

watched a film

12 a.m.

helped mum

13 a.m.

had dinner

Into Your Portfolio

1



Make 'My Last Weekend' collage. /
Виготуй колаж "Мої минулі вихідні".



2



Write with Smiling Sam. /
Напиши зі смайликом Семом.

MY PHOTOS



- 1 I listened to the music.
- 2 I watched cartoons.
- 3

3



Play a guessing game. / Пограйте у гру на відгадування.



HELLO, SPRING!

1



Listen, point and repeat. / Послухай, покажи та повтори.

sky

cloud

It is windy.

It is cloudy.

2



Listen and read. / Послухай та прочитай.

● ph phone, photo, Phil, Philip

weather fine weather, bad weather. What is the weather like today? The weather is fine. I don't like rainy weather.

shine Look, the sun is shining. When the weather is fine the sun shines in the sky.

stay stay at home, stay at school. I usually stay at home on Saturday. My friend usually stays at school after classes.

3



Listen. Then read. / Прослухай. Тоді прочитай.



Hello Taras,
 Thank you for the photos. They are nice.
 Today is Saturday. We never go to school on Saturday. We are at home today, but we can't go out. **The weather is bad.** It is rainy and wet.
 The sky is grey. Tom usually watches cartoons on rainy days.
 Kate usually reads books. I usually play computer games.

What is the weather like in Ukraine?

Yours,
 Bill



1

**Ask and answer in pairs. /**

Запитуйте та відповідайте в парах.

What is the weather like today?

The weather is ...today.
 The sun The sky
 The wind
 It is It is

fine / bad
 sunny / rainy
 blue / grey
 cold / warm
 snowy / windy
 hot / cool

2

**Look and guess. / Подивись та відгадай.****France**, 24-28 °C**Italy**, 18-20 °C**USA**, 2-12 °C**England**, 10-12 °C

- 1 Today it is cool, cloudy and rainy. It's England.
- 2 Today it is hot and sunny. It's
- 3 Today it is warm and cloudy. It's
- 4 Today it is cold, snowy and windy. It's

3

**Listen and say the rhyme. /**

Послухай та розкажи віршик.

COUNTRIES AND WEATHER

In America it's snowy,
 And in Africa it's hot.
 In France it's windy,
 In Spain it is not.
 In Italy it is sunny,
 In Germany the sky is blue.
 In England it is rainy,
 In Ukraine it's rainy, too.



1



Listen, point and repeat. / Послухай, покажи та повтори.

SPRING



March
April
May

SUMMER



June
July
August

AUTUMN



September
October
November

WINTER



December
January
February

2



Look. Then listen and say. /

Розглянь малюнок.
Послухай та скажи.

Teacher: Well, Bill, what is
your favourite season?

Bill: I like spring.

Teacher: Tell us about it,
please.

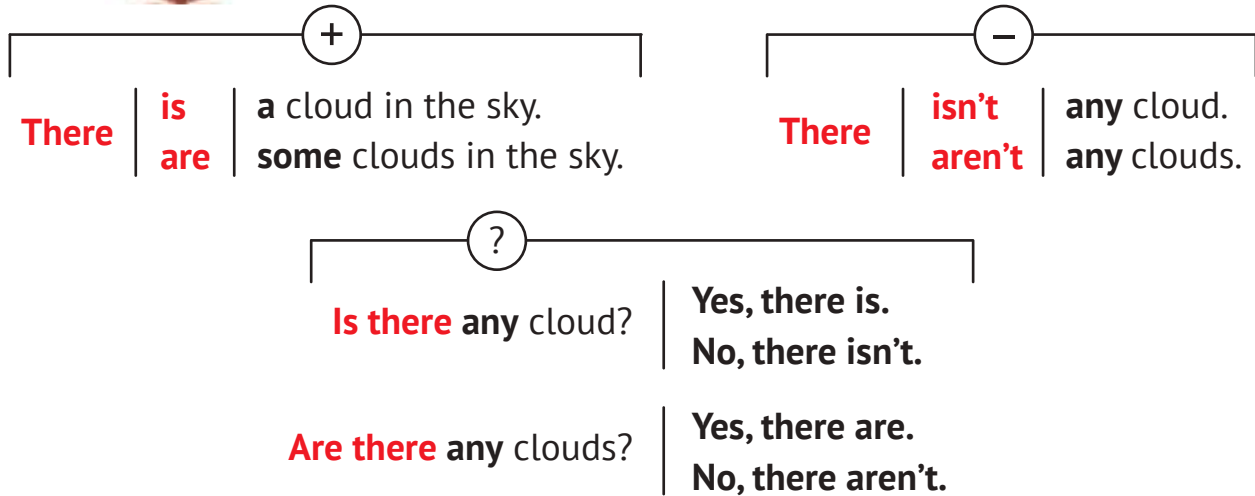


Bill: There are three months in spring. They are March, April and May.
The weather is nice and it is usually sunny. But sometimes it is rainy.
It is warm. The grass and trees are green. The birds sing their songs.

3



Read and compare. / Прочитай та порівняй.



4



Listen and read. / Послухай та прочитай.

● tea, clean, meal, leaf, leaves, season

- year** Happy New Year! Winter is not cold this year.
- season** The year has got four seasons. Summer is my favourite season.
What season is it now?
- autumn** Winter, spring, summer and autumn are four seasons of the year.
Autumn is a beautiful season. School starts in autumn.
- often** It often rains in autumn and spring. It often snows in winter.
It is often hot in summer.
- month** There are 12 months in a year. There are three months in a season.
What month is it now? June, July and August are summer months.

5



Ask and answer in pairs. /

Запитуйте та відповідайте в парах.

What are the autumn (...) months?

September, October and November are autumn (...) months.

1




Look and talk to your friend. /

Подивись та поговори з другом/подругою.

When is Jim's birthday?

It is in April. And when is your birthday?

It is in



2



Ask and answer in pairs. /

Запитуйте та відповідайте в парах.

- 1 How many days are there in a week?
- 2 How many days are there in a month?
- 3 How many months are there in a season?
- 4 How many months are there in a year?
- 5 How many seasons are there in a year?

1



Complete. / Доповни речення.

Autumn is a beautiful

It ... rains in

The ... are short in winter.

It ... snows in

often (x2)

days

season

winter

autumn

2



Play the game. / Пограйте у гру.

Make up a story about seasons in a chain. The teacher says a sentence, "It is spring". The pupil repeats it and adds his/her sentence, "It is spring. The sky is blue." The winner is the one who says the last sentence.

3



Listen and say the rhyme. /

Послухай та розкажи віршик.


Thirty days has September,
April, June and November;
All the rest have thirty-one,
Except February alone,
And that has twenty-eight days clear
And twenty-nine in each leap year.



1




Listen, point and repeat. / Послухай, покажи та повтори.



Christ

church



people



Easter basket



hot-cross bun

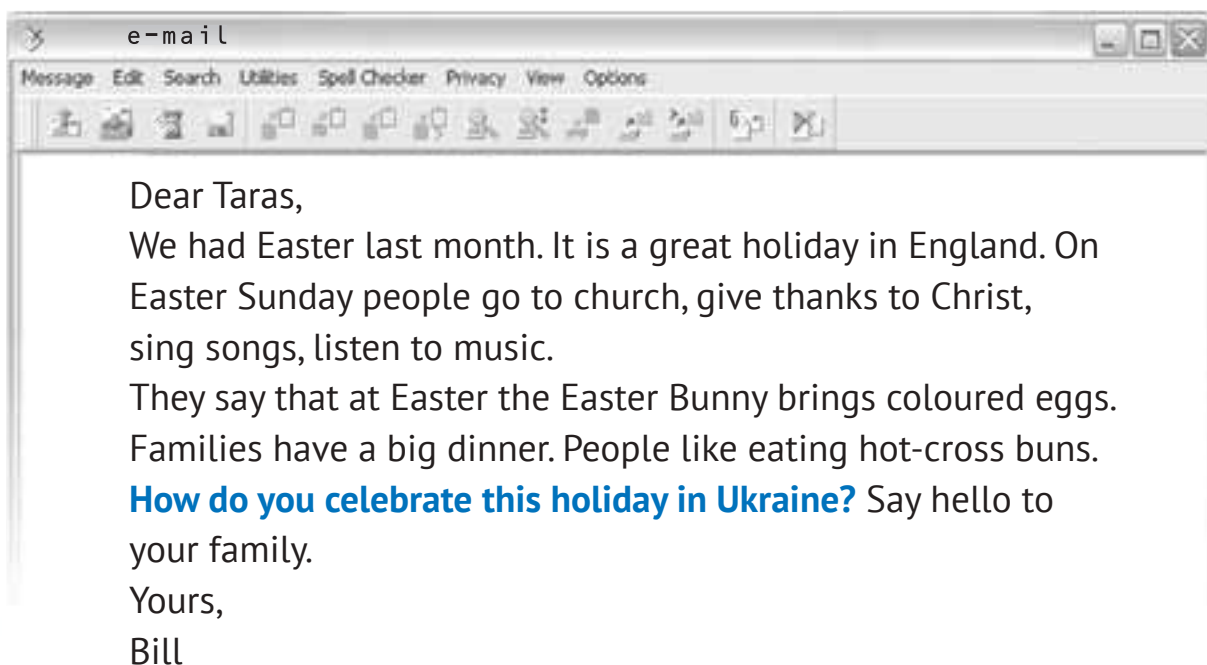


No wonder spring is gay and funny.
You know who's coming? – The **Easter Bunny**!

2



Listen. Then read. / Прослухай. Тоді прочитай.



3



Write out true sentences. / Випиши правильні твердження.

- 1 People go to church on Easter Sunday.
- 2 Easter Bunny brings eggs to children in Ukraine.
- 3 In Ukraine children like eating hot-cross buns.
- 4 People usually bring Easter baskets to the church in Ukraine.
- 5 Ukrainian children like painting Easter eggs.

4



Help Taras to write his answer. /

Допоможи Тарасу написати відповідь.

e-mail

Message Edit Search Utilities Spell Checker Privacy View Options

Dear Bill,

... is a great holiday in On Easter Sunday people go to ..., give thanks to ..., sing ..., listen to In Ukraine we make We paint ..., too. Families have a

Say ... to your

Yours,

Taras

Easter, Easter cakes, Ukraine, Christ, church, family, songs, eggs, big dinner, hello, music

5



Ask and answer in pairs. /

Запитуйте та відповідайте в парах.

- 1 What do people do at Easter?
- 2 Do they paint eggs in England?
- 3 Who brings Easter eggs to English kids?
- 4 What do people eat in England at Easter?
- 5 What do people in Ukraine cook at Easter?



STORY TIME

1



Listen and point. Then read. /

Слухай та показуй. Тоді прочитай.



It is sunny and warm. Children and their teacher are walking in the park. The park is beautiful. The trees and grass are green. There are many flowers in the park.



The birds are singing their songs. Children are playing hide-and-seek.



But what is this? The wind is blowing. It is cold. It is cloudy. Is it raining? Oh, no!.. Children are hiding under the big tree now. The sky is grey. But children are not very sad. They are singing:

Rain, rain, go away!

Come to us another day.

Little children want to play!



Is the rain going to stop? Yes, it is! The sun is looking out. It is not windy now. It is warm. Children can walk and play again. They are happy.

2



Answer. /

Дай відповіді.

1 What is there in the park?

2 Why can children play again?

REVISION

1



Match. / Добери малюнки до речень.

- a) It is windy. ☐
- b) It is warm. ☐
- c) sky ☐
- d) It is hot. ☐
- e) It is snowing. ☐
- f) It is windy. ☐
- g) It is cold. ☐
- h) It is cloudy. ☐
- i) It is sunny. ☐
- j) It is raining. ☐



1



2



3



4



5




6



7



8



9

2



Fill in 'There is' or 'There are'.

Заповни пропуски, обравши 'There is' або 'There are'.

- ... a house in a village.
- ... four children in the house.
- ... a tree near the house.
- ... a bird in the tree.
- ... some flowers under the tree.
- ... many stars in the sky!



3



Read and match. / Прочитай та добери.

- | | |
|--|--|
| <p>1 It is hot and sunny.
Let's play in the park!</p> <p>2 It is cool. But I should
go to the shop.</p> <p>3 It is dancing party today.</p> <p>4 It is raining.
I must go to school.</p> <p>5 It is snowing.
Let's go to the park!</p> | <p>a I am going to put my new beautiful
pink dress and shoes on.</p> <p>b I am going to put my yellow raincoat
and green boots on.</p> <p>c I am going to put my old white T-shirt
and blue shorts on.</p> <p>d I am going to put my coat, my red cap,
my scarf and mittens on.</p> <p>e I am going to put my blue sweater
and grey trousers on.</p> |
|--|--|

4



Have a talk in pairs. / Поговорить удвох.

What is your favourite season?
What is your favourite month?

It is ...

Why do you like it?

It is ... in ...
There is / are

5



Play your guessing game. / Пограйте у гру на відгадування.



The sun shines. The sky is blue. The leaves
are small and green. It often rains. It is warm.
The birds sing. What season is it?

Is it spring?

Yes, it is!

Into Your Portfolio

1



Listen to the rhyme and draw your picture. /

Послухай віршик та намалюй малюнок до нього.

In winter it is cold,
Sometimes there is snow.
In spring it is warm,
See the flowers grow.

In autumn leaves turn brown,
And the weather's cool.
But hot summer is my favourite,
And we have no school!

2



Display your picture and say the rhyme. /

Покажи свій малюнок та розкажи віршик.

3



Make your Weather Diary page. /

Виготуй сторінку з щоденника про погоду.



Sunday	Monday	Tuesday	Wednesday	Thursday
				

It is hot and sunny on Sunday.
It is rainy on Monday.
It is windy on Tuesday.
It is cloudy on Wednesday.
It is cold on Thursday.

4



Make a Nature Corner Collage. /

Виготуй колаж з куточком природи.


There are some clouds in the sky.

It is sunny.

There are 5 ducks in the pond.

There are 2 cows.

There are many flowers.



Навчальне видання

Карпюк Оксана Дмитрівна

Англійська мова

Підручник для 3 класу закладів загальної середньої освіти (з аудіосупроводом)

*Рекомендовано Міністерством освіти і науки України
Англійською та українською мовами*

Видано за рахунок державних коштів. Продаж заборонено.

Редактор *Богдана Зіник*

Художник *Олена Волошинська*

Дизайн і комп'ютерна верстка *Андрій Костишин*

Підписано до друку 22.05.2020. Формат 84x108 1/16.

Умовн. друк. арк. 13,44. Обл.-вид. арк. 10,30.

Тираж 199720 (1-й завод 50010) прим.

ТзОВ «Видавництво Астон», 46006, м. Тернопіль, вул. Гайова, 8.

Свідоцтво про внесення до Державного реєстру суб'єктів видавничої справи ТР № 28 від 9.06.2005 р.

Віддруковано згідно з наданим оригінал-макетом
у ТОВ «ЗахідноУкраїнська Книжкова Фабрика»

www.zukf.com.ua

Audio Scripts

UNIT 1

Lesson 2 page 14 task 1

- Hello, children! How are you?
- I'm happy.
- I'm angry.
- I'm sleepy.
- And now let's read the homework.
- May I read, Teacher?
- Yes, Luke. Children, listen and guess who.
- His school bag is blue. His pencil box is orange. His name is
- Greg. *(in chorus)*
- Yes, that's right.
- Who's next?
- May I read, Teacher?
- Go ahead, Susan.
- Her bike is pink. Her hair is red. Her name is
- Jessica. *(in chorus)*
- That's right. Great!
- Now, it's your turn, Jessica.
- His pullover is black. His umbrella is green. He is our new classmate. His name is
- Elliot, of course. *(in chorus)*
- And who is this? You'll never guess. Her hair is curly. Her bag is very big. Her name is
- Maybe Susan? *(in chorus)*
- No. It's our teacher Miss Lemmon.

Lesson 3 page 16 task 3

Hoot, hoot, hoot,
Hoot, hoot, hoot.
Books of magic, crystal ball.

Hoot, hoot, hoot,
Hoot, hoot, hoot.
I like magic best of all.

Hoot, hoot, hoot,
Hoot, hoot, hoot.
Mix and shake, mix and shake.
A brand-new bike or a birthday cake –
That's the magic I can make.

Lesson 4 page 18 task 2

Hi! I'm Ann. I'm 9. I'm from Oxford. Oxford is in England.
This is my mum Fiona. She is a teacher. She isn't strict. She is nice.

This is my dad Paul. He is a reporter. He isn't at home a lot. He is always late.

This is my little sister Rosie. She is 5. She is very clever.

This is my big brother Bob. He is 11. He is on his bike all day long. He is good but a bit lazy.

This is Toto, our dog. He is funny.

UNIT 2

Lesson 2 page 33 task 1

Father and mother are parents. Grandfather and grandmother are grandparents. Kate's grandparents have got two daughters: Kate's mother and her sister Polly. Polly is Kate's aunt. She is Bill and Tom's aunt, too. Mike is Polly's husband. He is Kate's uncle. Mike is Bill and Tom's uncle, too. Uncle Mike and aunt Polly have got

two sons – Tim and Eddie. They are Kate's cousins. They are Bill and Tom's cousins, too.

Lesson 7 page 39 task 1

THE HOUSE IN THE VILLAGE
Look at the plan of this village house. It has got three bedrooms, a living room, a kitchen and a bathroom. The kitchen and the living room are on the left. The bathroom and three bedrooms are on the right.

Lessons 13-14 page 47 task 1

Here's my grandpa, grandma, dad and mother.

Here's my sister and my little brother.

My doll and a bike,
My favourite shoes,
A very best friend I luckily choose...

My favourite flowers,
My pet that is small...
With all my kid's heart
I can love them all!

UNIT 3

Lesson 3 page 52 task 2

Nick: What day is it today?

Bill: It's Tuesday.

Nick: Oh, good. It's Sport on Tuesday. I like Sport. And what lesson do you like?

Bill: I like counting and doing sums. Maths is my favourite lesson.

Irregular Verbs (неправильні дієслова)

I	II	
be [bi:]	was [wɒz], were [wɜ:]	бути
blow [bləʊ]	blew [blu:]	дути
bring [brɪŋ]	brought [brɔ:t]	приносити
buy [baɪ]	bought [bɔ:t]	купувати
come [kʌm]	came [keɪm]	приходити
do [du:]	did [dɪd]	робити
drink [drɪŋk]	drank [dræŋk]	пити
eat [i:t]	ate [eɪt]	їсти
have [hæv]	had [həd]	мати
learn [lɜ:n]	learnt [lɜ:nt]	учити, засвоювати
make [meɪk]	made [meɪd]	виготовляти
run [rʌn]	ran [ræn]	бігти
see [si:]	saw [sɔ:]	бачити
take [teɪk]	took [tʊk]	брати, взяти
wake [weɪk]	woke [wəʊk]	прокидатися
write [raɪt]	wrote [rəʊt]	писати